
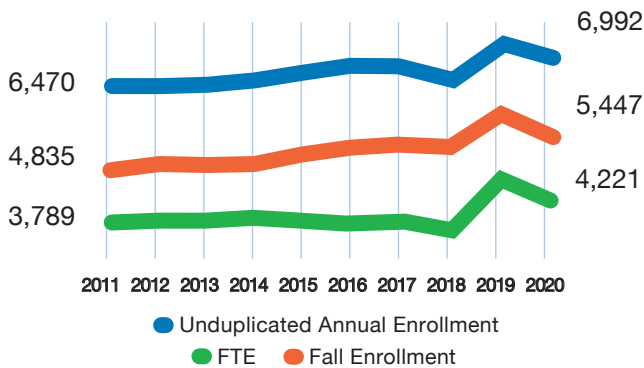


Top Five Transfer Universities

Based on CCCC graduates in 2018 – 2019 or 2019 – 2020 academic years.



Curriculum Enrollment



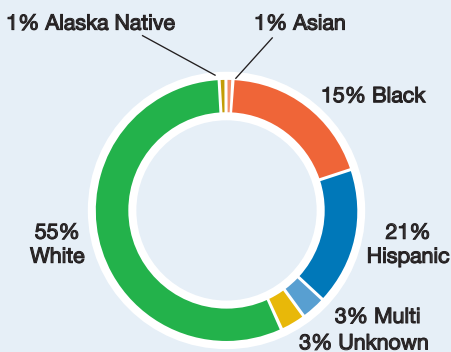
*Fall enrollment count differs from that reported to IPEDS. IPEDS data is a snapshot in time; the numbers reported above represent a count by the end of the term, which includes minimesters.

FTE = Full Time Equivalency
Sources: www.nccommunitycolleges.edu/analytics/dashboards/instructional-fte-curriculum and Informer Reports: Enrollment by Term Curriculum Only

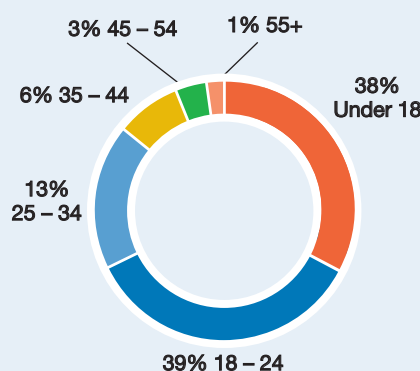
Promise Program Enrollment

	2018FA	2019FA	2020FA
Chatham	0	140	203
Harnett	0	210	234
Lee	71	98	171
Other	0	3	7

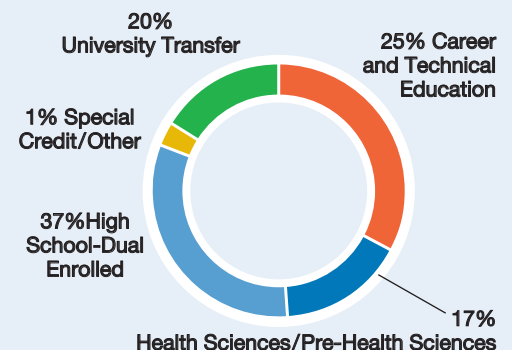
Curriculum Enrollment by Race/Ethnicity – Fall, 2020



Curriculum Enrollment by Age – Fall, 2020



Curriculum Enrollment by Program Area – Fall, 2020



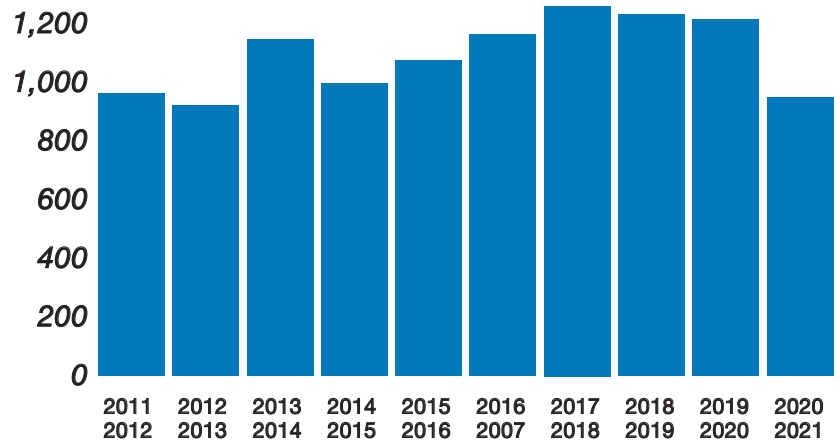
346 Students Transferred to CCCC from other schools in Fall of 2020, accounting for **6% of Fall Enrollment**

Average Class Size at CCCC in Fall 2020 was **16**.

Top 5 programs Fall 2020:

- College Transfer Pathway
- Associate in Arts
- Associate in Science
- General Occupational Technology – PreNursing
- Associate in Business Administration

Students who Earned a Credential



**Academic years are defined as Summer-Fall-Spring

Fall to Fall Curriculum Student Retention

YEARS	*RETENTION
Fall 2015 to Fall 2016	63%
Fall 2016 to Fall 2017	64%
Fall 2017 to Fall 2018	62%
Fall 2018 to Fall 2019	63%
Fall 2019 to Fall 2020	61%

*Retention is defined as students who were enrolled in one fall and graduated or re-enrolled in the following fall. Data excludes students enrolled at the prison as well as dual-enrolled students, with the exception of Lee Early College students.

Cost of CCCC vs. NC 4-Year Universities

On average, tuition at a 4-year school in the UNC system would cost a student \$13,104 for the academic year while CCCC would cost \$1,946. That's a savings of \$11,158 per year!

Average Annual Tuition



Graduation Rates

The college's 150% graduation rate is 7% higher than that of its comparison group, which is comprised of a group of NC community colleges with similar student demographics.

Source: 20 20 IPEDS Data Feedback Report

$$\text{Graduation Rate} = \frac{\text{* 150\% \# of completers within 150\% of normal time}}{\text{\# of students in the IPEDS cohort}}$$

Graduation Rates

* 150% TIME GRADUATION RATES	
CCCC	39%
IPEDS Comparison Group	32%

2020 – 2021 Financial Aid

\$4,934

Average Financial Aid Package
(all students and all aid)

\$4,895

Average Pell Award

83%

of First Time Full Time Students
Received Some Type of
Financial Aid *

\$6,677

Average Pell Awarded for
First Time Full Time Students

**Does not include Federal CARES funds*

CCCC Mission, Vision, Values



Equitable Pathways to Achievable Dreams

MISSION

Central Carolina Community College fosters individual, community, and economic development through transformative lifelong learning.

VISION

Exceptional learning for all.

VALUES

CCCC is dedicated to providing pathways to achievable dreams by cultivating a culture of care and advocacy:

Compassion: We recognize the challenges we all face and respond to them with empathy, understanding, and a willingness to help.

Inclusion: We respect and appreciate the qualities that make each of us unique at the college and in the community.

Opportunity: Through purposeful action, we provide pathways to achievable dreams.

Integrity: We create an environment where everyone is encouraged to consistently make choices that reflect honesty and high standards.

Courage: We inspire everyone to take risks and move forward in the face of challenges and uncertainty.

People: We provide students, employees, employers, supporters, and other stakeholders with the tools, learning opportunities, and support needed to be successful.



Strategic Plan Info captured from:
www.cccc.edu/about/strategicplan/files/2020-2024-Strategic-Plan.pdf.

CCCC Foundation (2020 – 2021)

With a June 30, 2021 endowment total of **\$5,354,080** the CCCC Foundation continually seeks support to address priority programs and needs as identified by the college's leadership. The Foundation seeks endowed support to allow the college to aid students with financial burdens through student scholarships, recruit and retain excellent faculty and staff, secure the most up-to-date instructional equipment and technology, maintain facilities, and enhance campus security among other needs to meet its mission, vision, values, and goals.

\$754,692

Local Community Investment
to the Foundation

\$448,481

CCCC Foundation Monies
Provided to the College

\$5,354,080

Endowment Total

\$34,617

In-Kind Gifts

215 students received
a Foundation Scholarship in 2020 –2021

High School Equivalency and Adult High School Diploma Completion

YEAR	NUMBER OF GRADUATES
2016 – 2017	179
2017 – 2018	165
2018 – 2019	196
2019 – 2020	144
2020 – 2021	82

Workforce Development and Innovation

- In 2020 – 2021, the college served over **5,300 students** with short-term training, literacy education, professional development, and personal enrichment courses.
- In 2020 – 2021, **1,315 students** successfully completed a short-term training course that prepared them for an industry recognized credential.
- Industry Services trained **310 people** in fiscal year 2020 – 2021 through **1,056 hours** of specialized industry training, while achieving a satisfaction rating of 4.8 / 5.
- Since its 2012 opening, the Howard-James Industry Training Center has served **42 unique organizations** and delivered over 11,173 hours of customized training to 4,741 industry employees.
- Over the past 6 years, **955 students** have earned a high school credential from the CCCC College and Career Readiness program.
- In fiscal year 2020 – 2021 the CCCC Small Business Center assisted in opening **19 new businesses**. It helped create or retain **168 jobs** and served **184 clients**.
- In fiscal year 2020 – 2021 the CCCC Small Business Center presented **51 seminars** for **722 attendees**.
- A total of **2,053** firefighters, EMTs, paramedics, police, and correctional officers have received continuing education training through the Public Safety program during the 2020 – 2021 reporting year.
- In 2020 – 2021, **111 students** in the Nurse Aide I program have completed the **184 hours** of training required to sit for the National Nurse Aide Assessment Program (NNAAP) certification exam, boasting a **73.9% pass rate**.