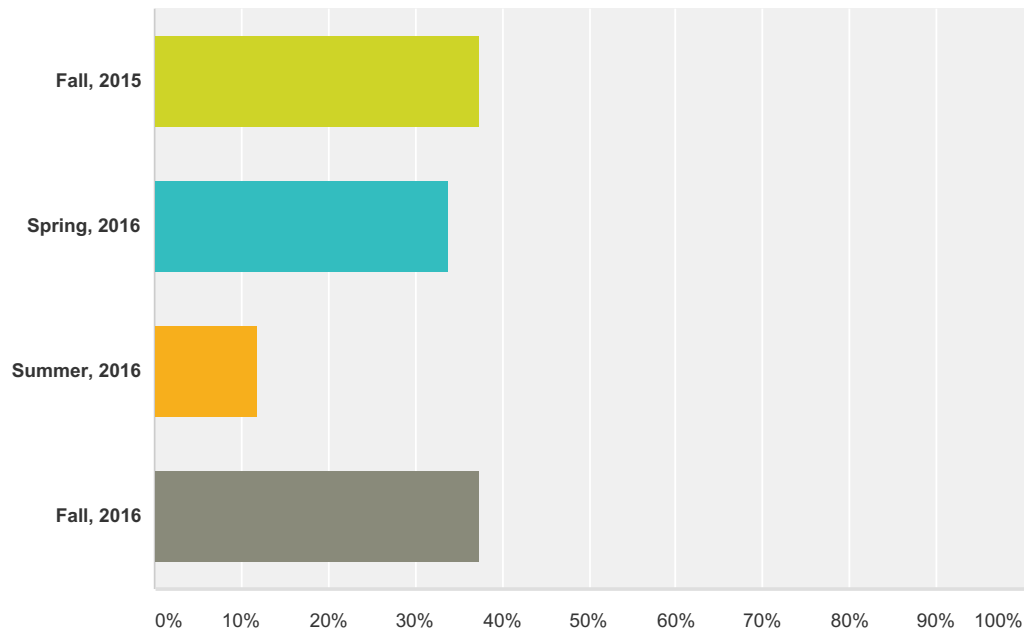


Q2 Please indicate the term you are withdrawing from

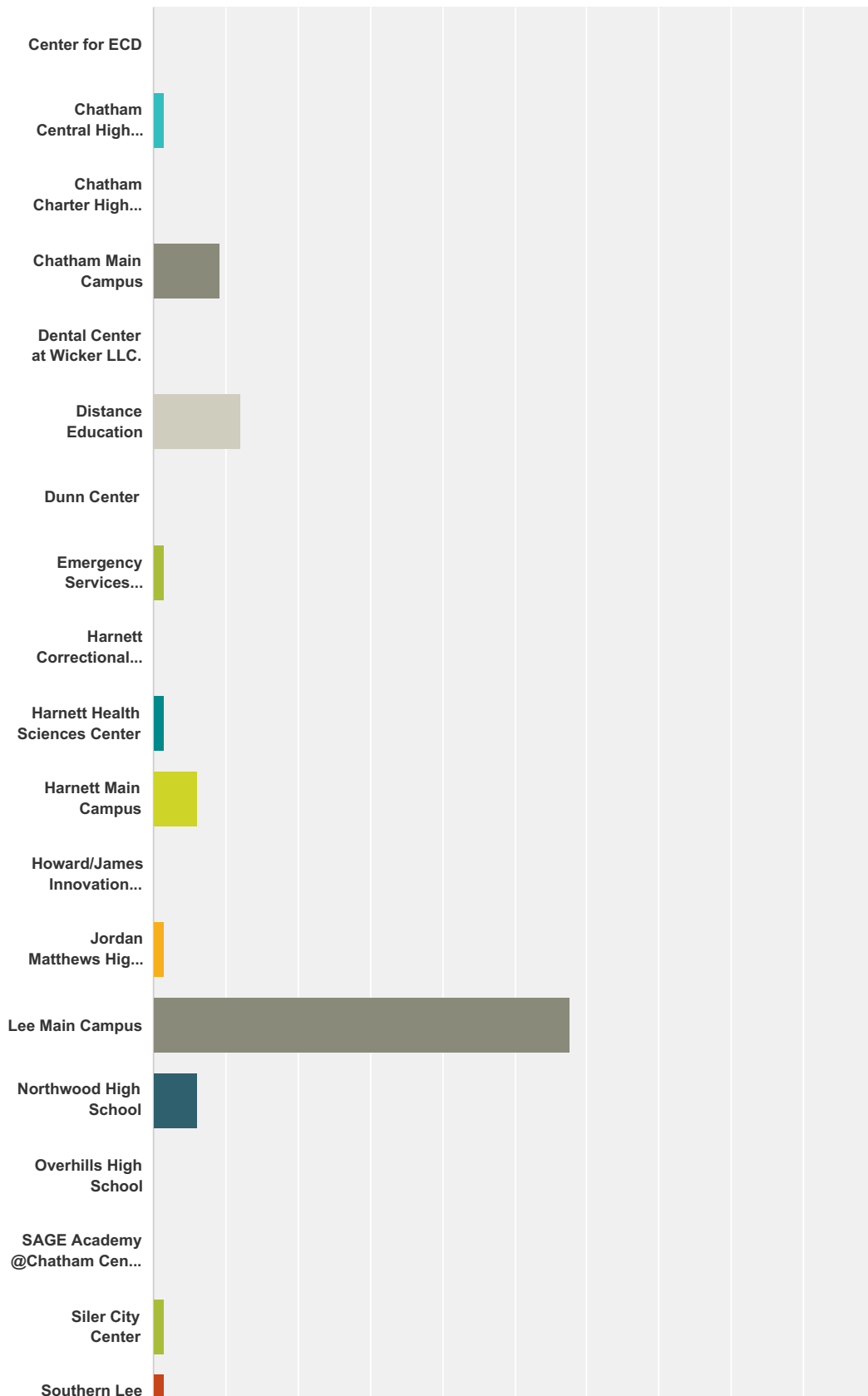
Answered: 59 Skipped: 8

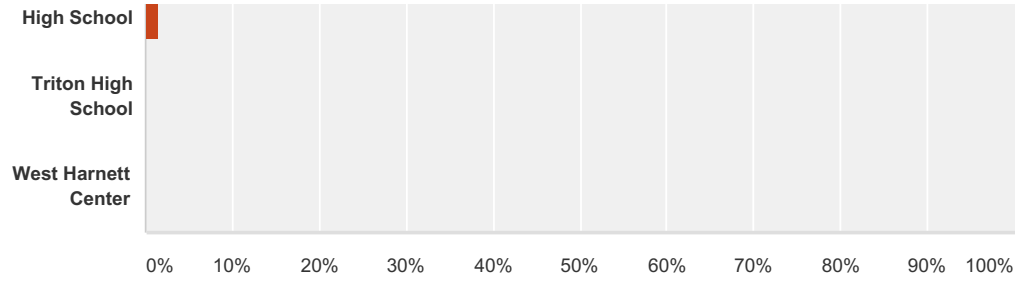


Answer Choices	Responses
Fall, 2015	37.29% 22
Spring, 2016	33.90% 20
Summer, 2016	11.86% 7
Fall, 2016	37.29% 22
Total Respondents: 59	

Q4 Which campus did you primarily attend while enrolled at CCCC?

Answered: 66 Skipped: 1

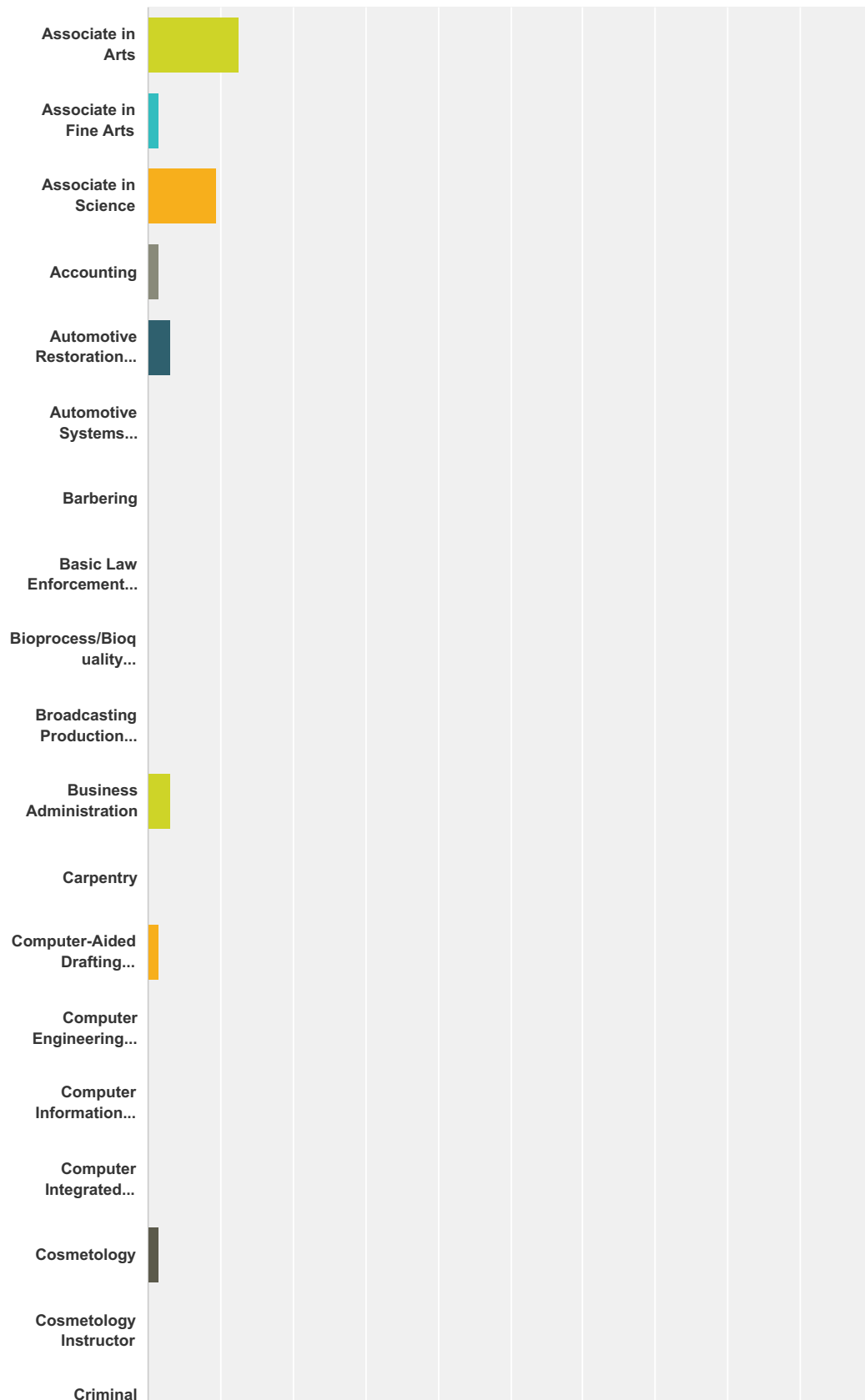


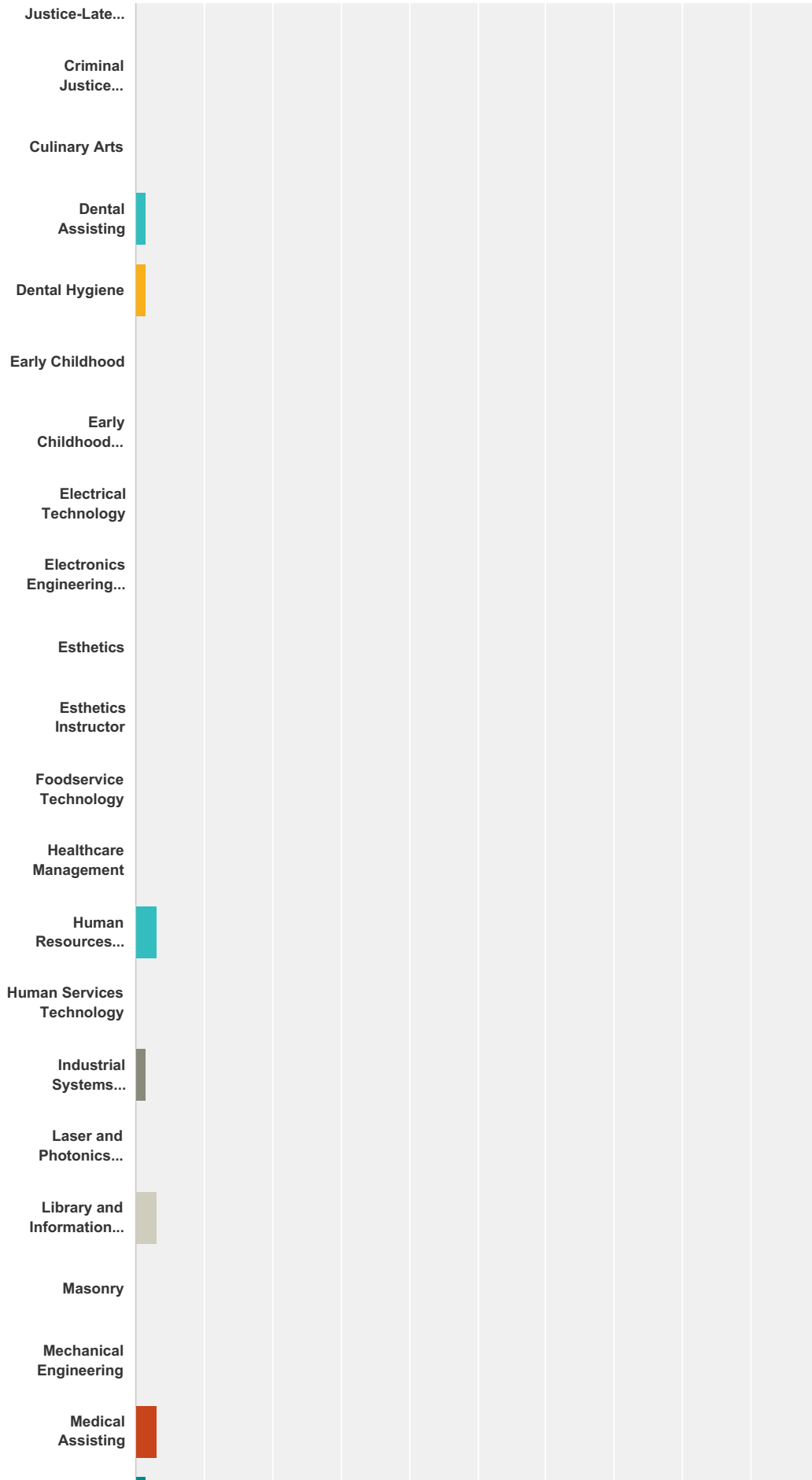


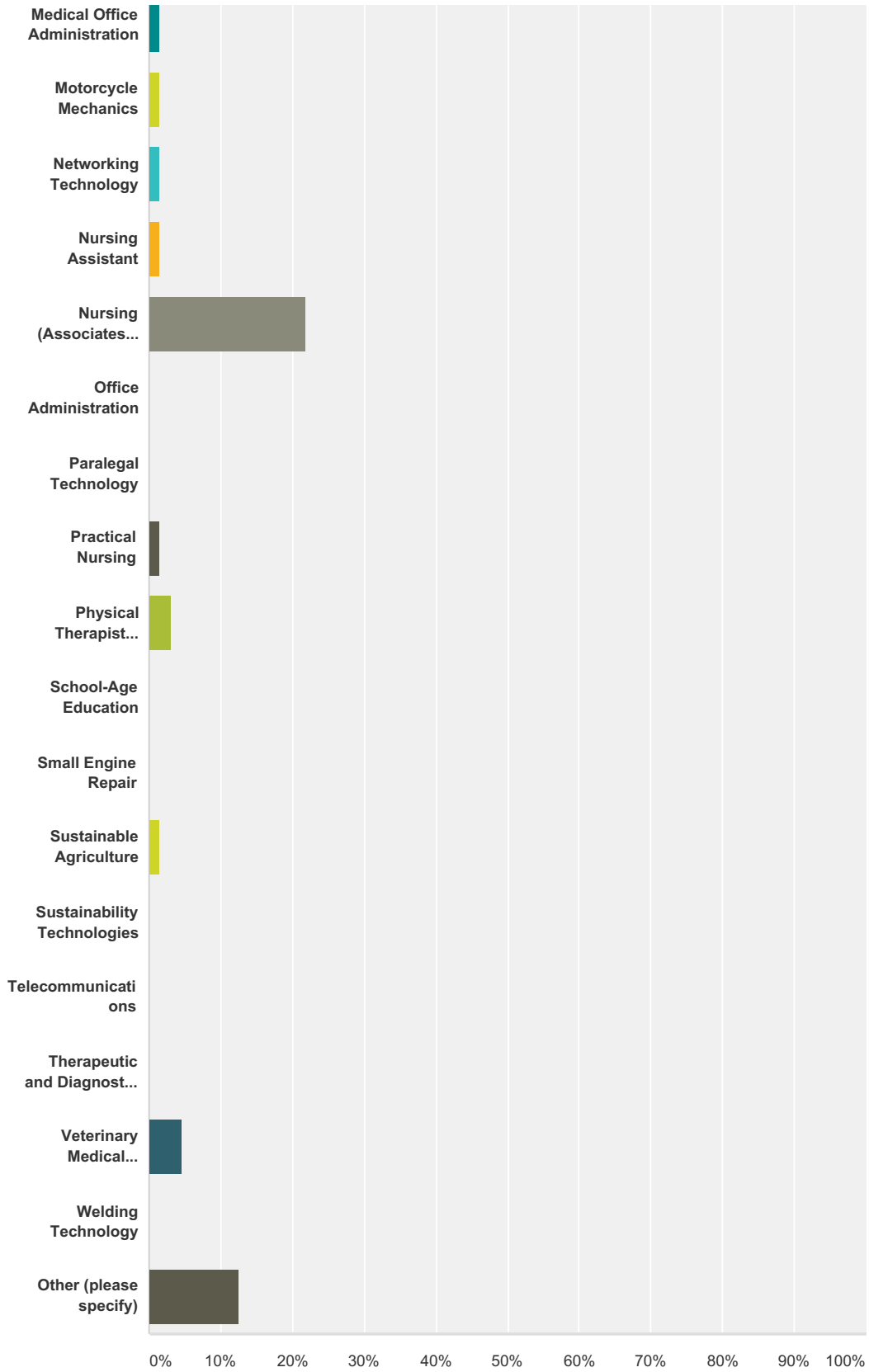
Answer Choices	Responses
Center for ECD	0.00% 0
Chatham Central High School	1.52% 1
Chatham Charter High School	0.00% 0
Chatham Main Campus	9.09% 6
Dental Center at Wicker LLC.	0.00% 0
Distance Education	12.12% 8
Dunn Center	0.00% 0
Emergency Services Training Center	1.52% 1
Harnett Correctional Institution	0.00% 0
Harnett Health Sciences Center	1.52% 1
Harnett Main Campus	6.06% 4
Howard/James Innovation Center	0.00% 0
Jordan Matthews High School	1.52% 1
Lee Main Campus	57.58% 38
Northwood High School	6.06% 4
Overhills High School	0.00% 0
SAGE Academy @Chatham Center for Innovation	0.00% 0
Siler City Center	1.52% 1
Southern Lee High School	1.52% 1
Triton High School	0.00% 0
West Harnett Center	0.00% 0
Total	66

Q5 Please indicate your major/program of study:

Answered: 64 Skipped: 3







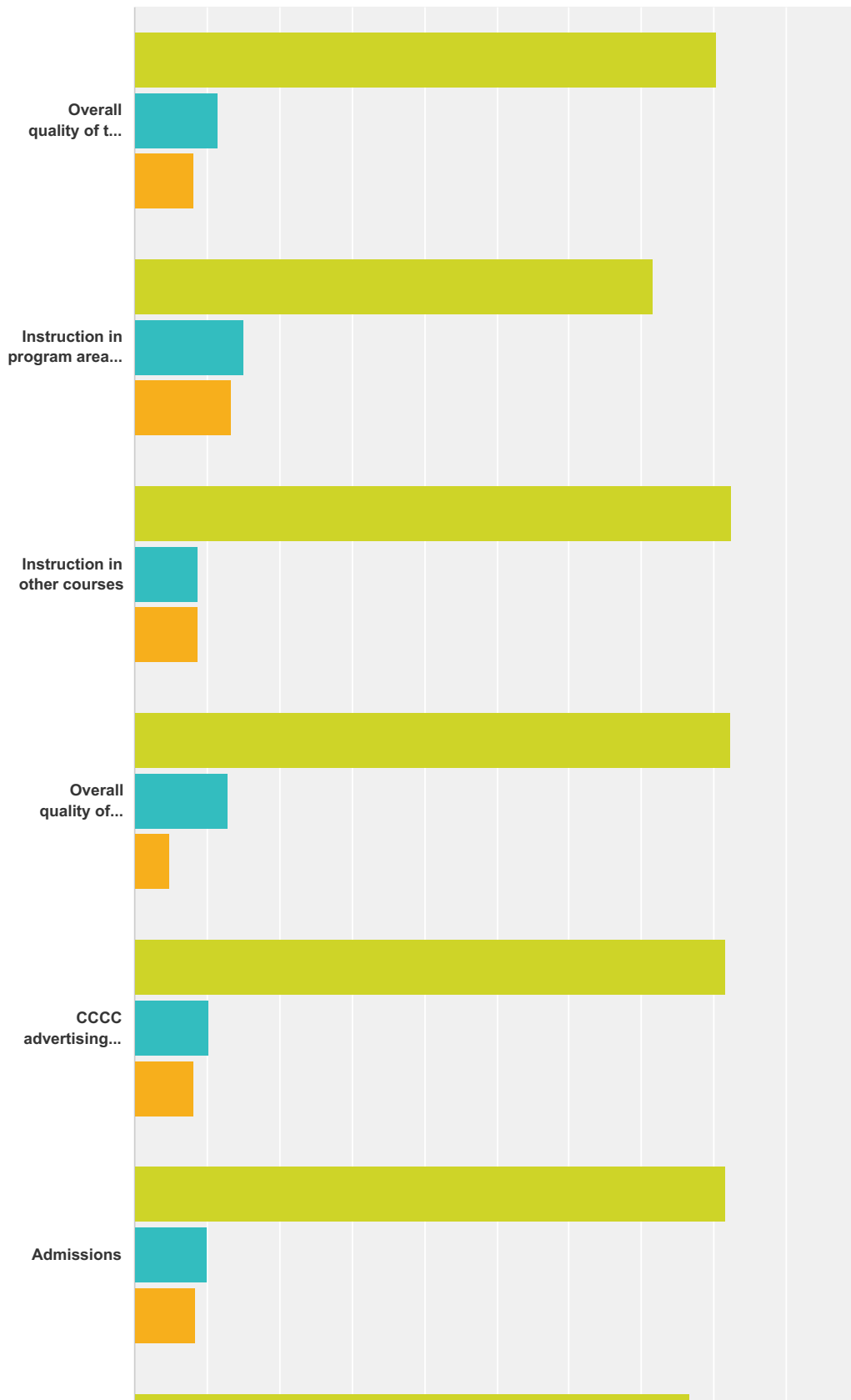
Answer Choices	Responses
Associate in Arts	12.50% 8

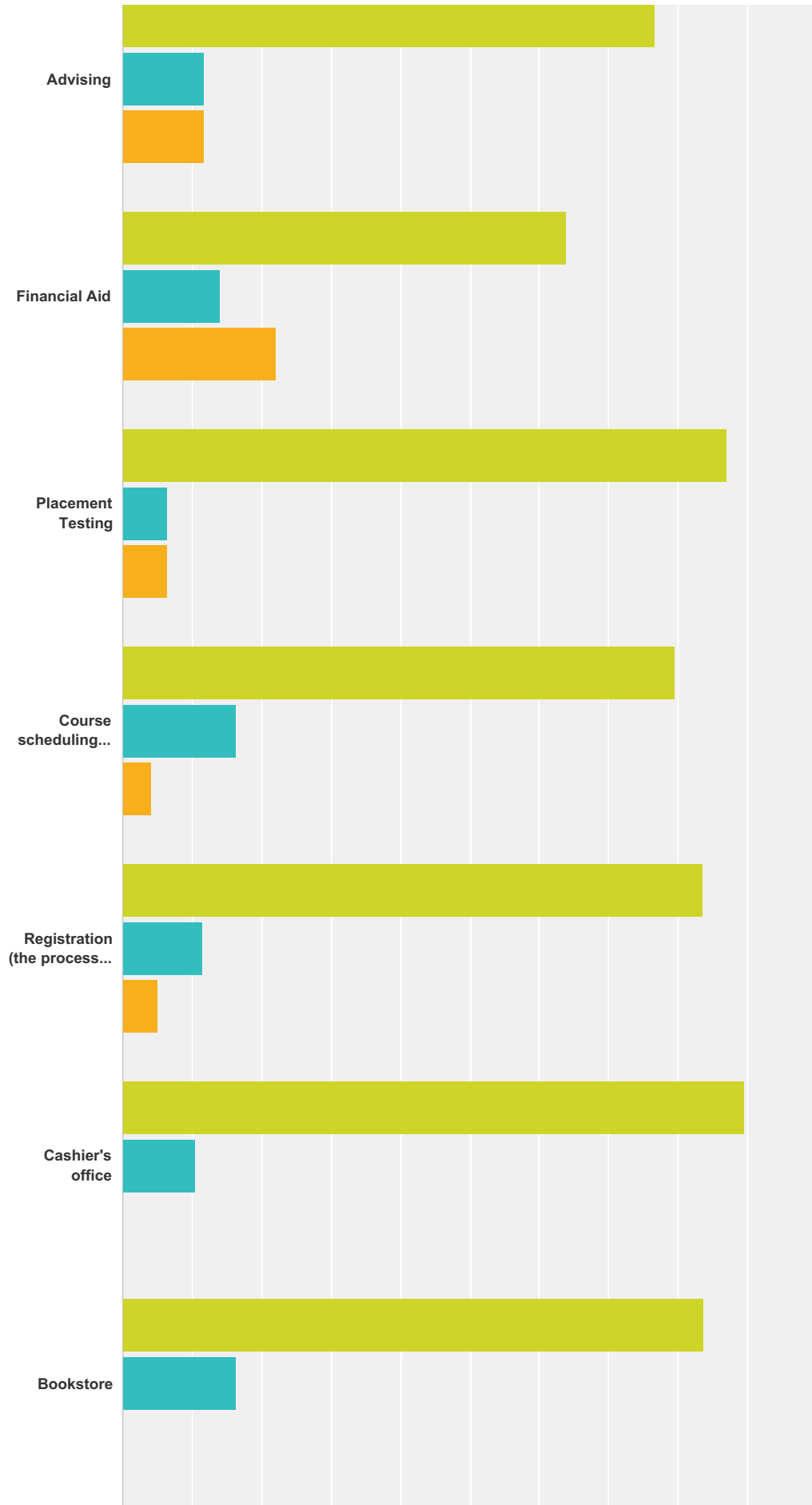
Associate in Fine Arts	1.56%	1
Associate in Science	9.38%	6
Accounting	1.56%	1
Automotive Restoration Technology	3.13%	2
Automotive Systems Technology	0.00%	0
Barbering	0.00%	0
Basic Law Enforcement Training	0.00%	0
Bioprocess/Bioquality Technology	0.00%	0
Broadcasting Production Technology	0.00%	0
Business Administration	3.13%	2
Carpentry	0.00%	0
Computer-Aided Drafting Technology	1.56%	1
Computer Engineering Technology	0.00%	0
Computer Information Technology	0.00%	0
Computer Integrated Machining	0.00%	0
Cosmetology	1.56%	1
Cosmetology Instructor	0.00%	0
Criminal Justice-Latent Evidence	0.00%	0
Criminal Justice Technology	0.00%	0
Culinary Arts	0.00%	0
Dental Assisting	1.56%	1
Dental Hygiene	1.56%	1
Early Childhood	0.00%	0
Early Childhood Education	0.00%	0
Electrical Technology	0.00%	0
Electronics Engineering Technology	0.00%	0
Esthetics	0.00%	0
Esthetics Instructor	0.00%	0
Foodservice Technology	0.00%	0
Healthcare Management	0.00%	0
Human Resources Management	3.13%	2
Human Services Technology	0.00%	0
Industrial Systems Technology	1.56%	1
Laser and Photonics Technology	0.00%	0

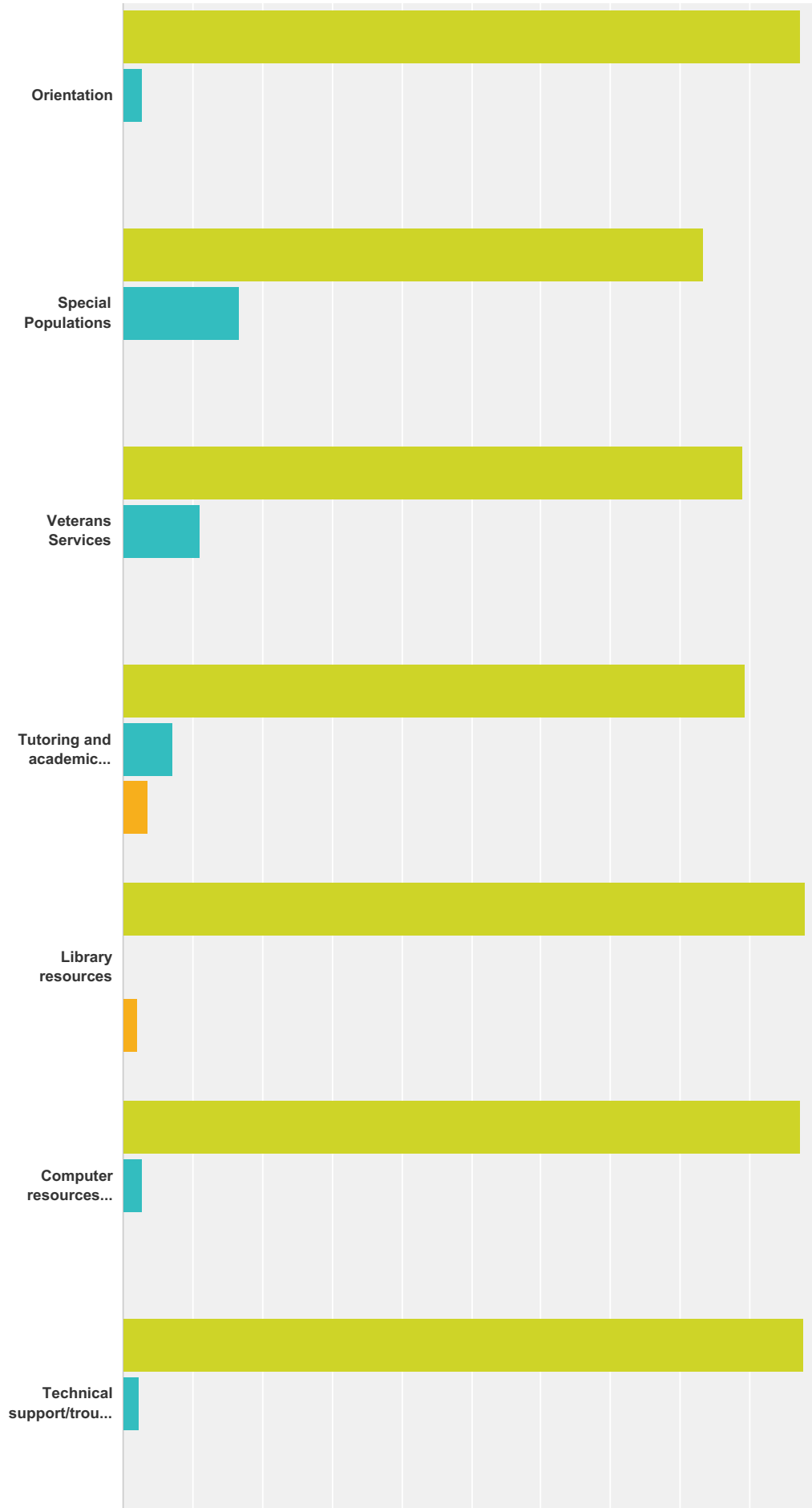
Library and Information Technology	3.13%	2
Masonry	0.00%	0
Mechanical Engineering	0.00%	0
Medical Assisting	3.13%	2
Medical Office Administration	1.56%	1
Motorcycle Mechanics	1.56%	1
Networking Technology	1.56%	1
Nursing Assistant	1.56%	1
Nursing (Associates Degree)	21.88%	14
Office Administration	0.00%	0
Paralegal Technology	0.00%	0
Practical Nursing	1.56%	1
Physical Therapist Assistant	3.13%	2
School-Age Education	0.00%	0
Small Engine Repair	0.00%	0
Sustainable Agriculture	1.56%	1
Sustainability Technologies	0.00%	0
Telecommunications	0.00%	0
Therapeutic and Diagnostic Services	0.00%	0
Veterinary Medical Technology	4.69%	3
Welding Technology	0.00%	0
Other (please specify)	12.50%	8
Total		64

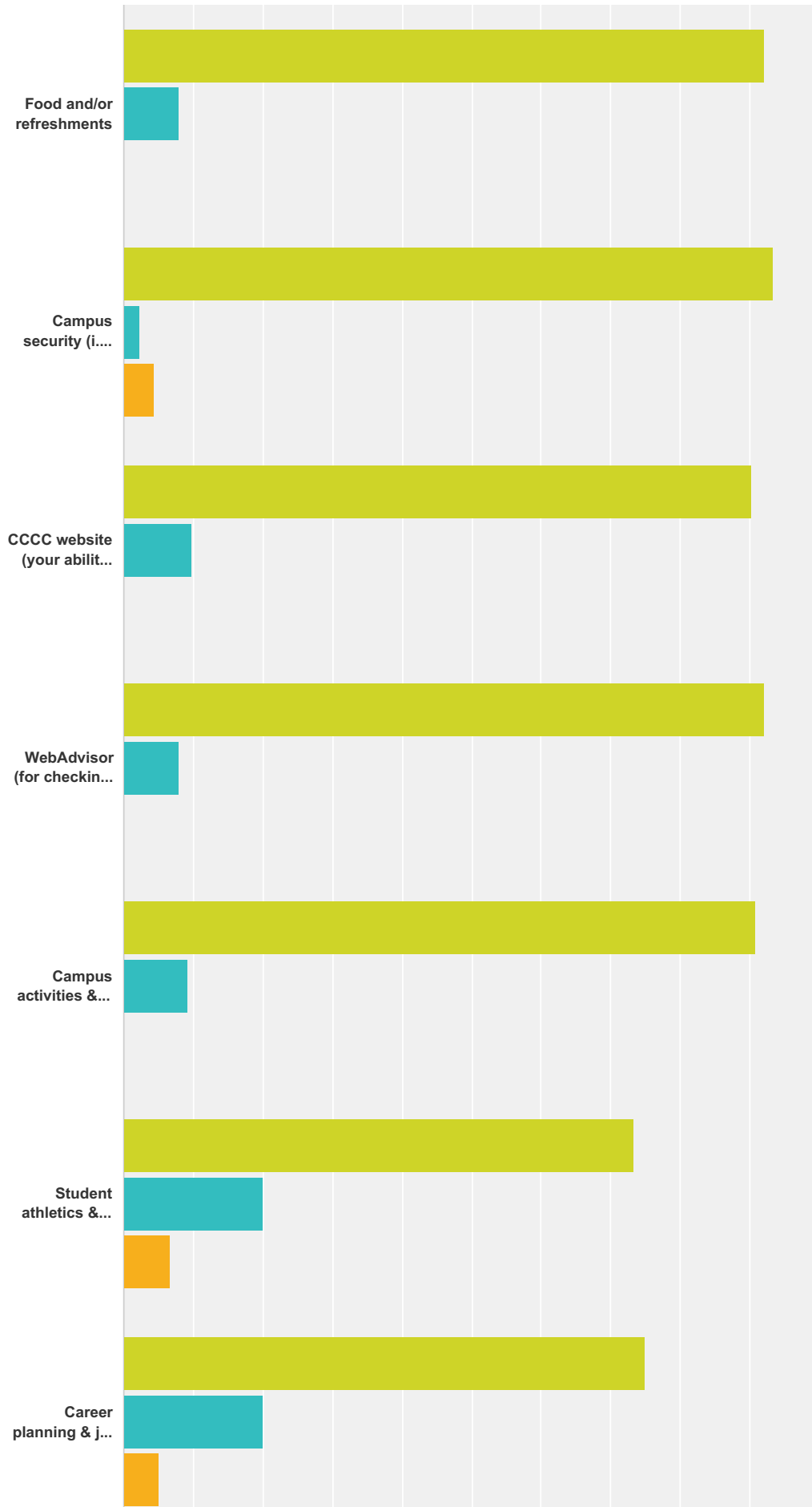
Q6 Please indicate your level of satisfaction with the quality of each of the following:

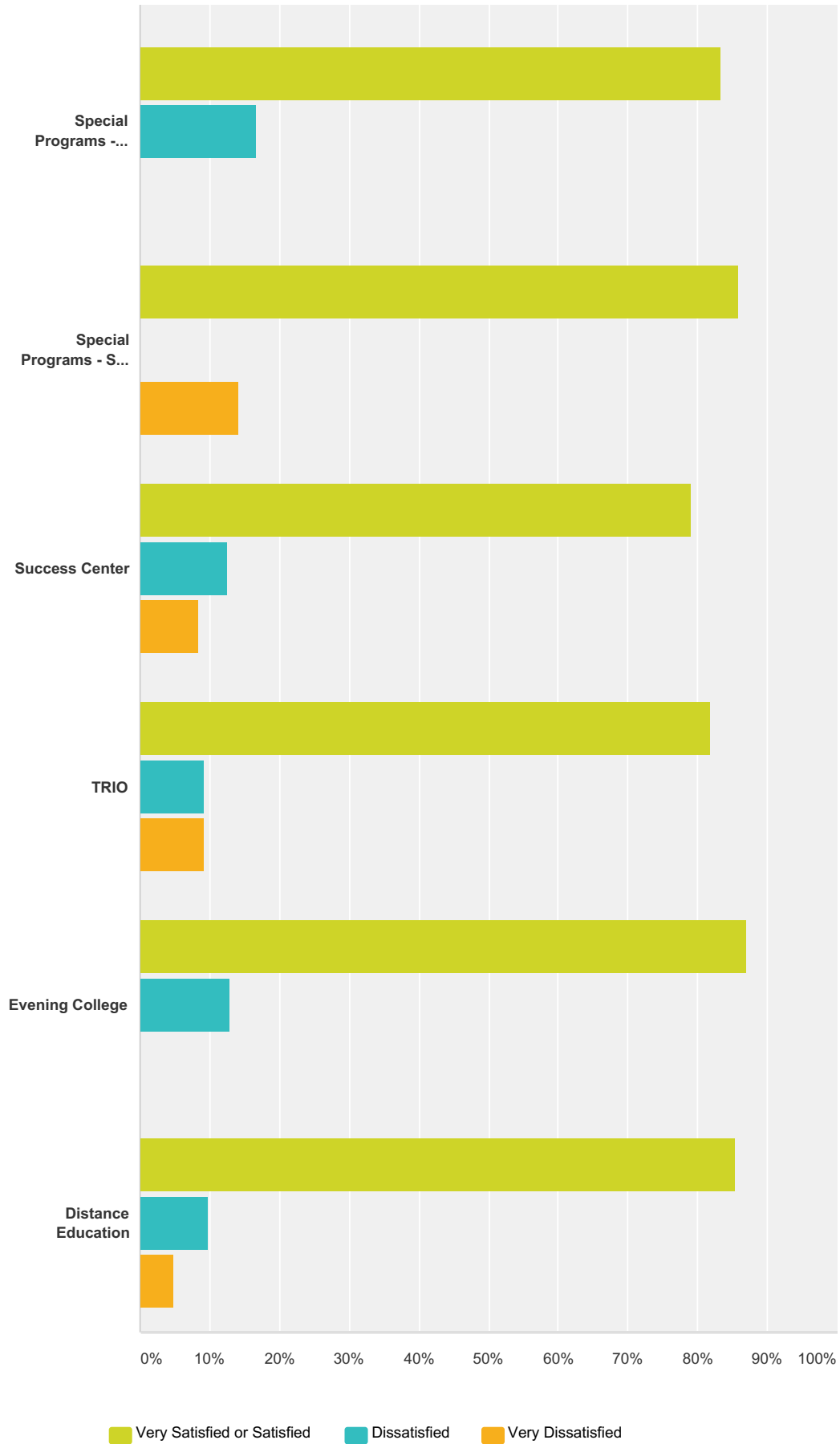
Answered: 63 Skipped: 4









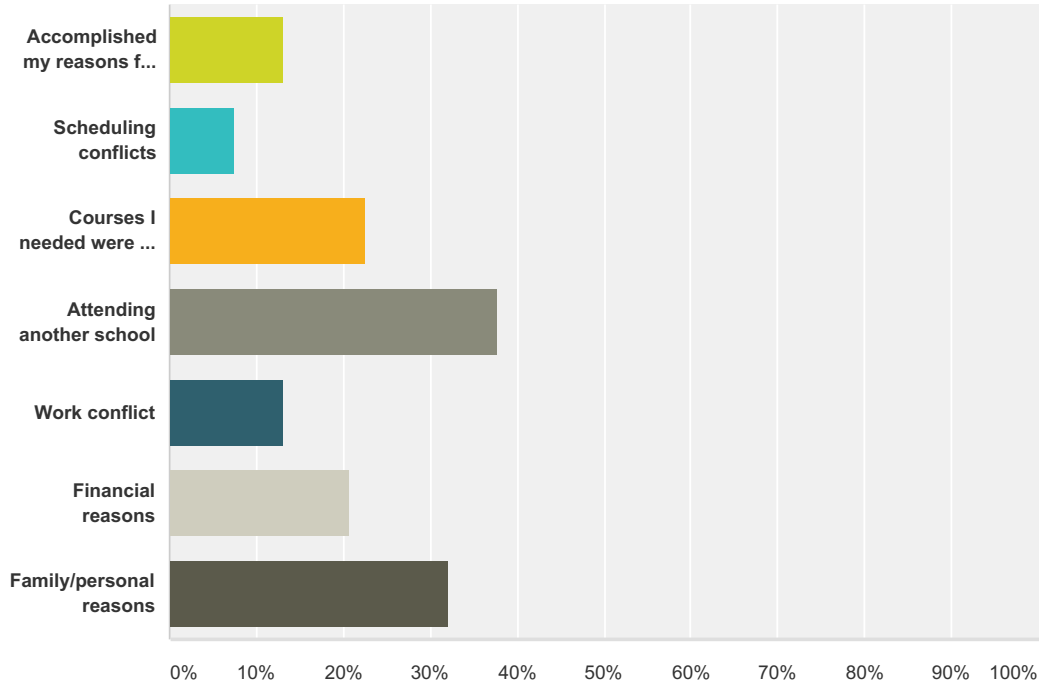


	Very Satisfied or Satisfied	Dissatisfied	Very Dissatisfied	Total
Overall quality of the college	80.33% 49	11.48% 7	8.20% 5	61
Instruction in program area/ major courses	71.67% 43	15.00% 9	13.33% 8	60
Instruction in other courses	82.46% 47	8.77% 5	8.77% 5	57
Overall quality of academic programs	82.26% 51	12.90% 8	4.84% 3	62
CCCC advertising reflecting a positive, professional and accurate image of the college	81.63% 40	10.20% 5	8.16% 4	49
Admissions	81.67% 49	10.00% 6	8.33% 5	60
Advising	76.67% 46	11.67% 7	11.67% 7	60
Financial Aid	63.89% 23	13.89% 5	22.22% 8	36
Placement Testing	87.10% 27	6.45% 2	6.45% 2	31
Course scheduling (availability of needed courses)	79.59% 39	16.33% 8	4.08% 2	49
Registration (the process of registering for courses)	83.61% 51	11.48% 7	4.92% 3	61
Cashier's office	89.47% 34	10.53% 4	0.00% 0	38
Bookstore	83.72% 36	16.28% 7	0.00% 0	43
Orientation	97.22% 35	2.78% 1	0.00% 0	36
Special Populations	83.33% 15	16.67% 3	0.00% 0	18
Veterans Services	88.89% 16	11.11% 2	0.00% 0	18
Tutoring and academic assistance	89.29% 25	7.14% 2	3.57% 1	28
Library resources	97.87% 46	0.00% 0	2.13% 1	47
Computer resources (access/availability)	97.30% 36	2.70% 1	0.00% 0	37
Technical support/troubleshooting (for Distance Ed., CougarMail, WebAdvisor, etc.)	97.67% 42	2.33% 1	0.00% 0	43
Food and/or refreshments	92.00% 23	8.00% 2	0.00% 0	25
Campus security (i.e. feeling safe on campus)	93.33% 42	2.22% 1	4.44% 2	45
CCCC website (your ability to find what you need there)	90.20% 46	9.80% 5	0.00% 0	51
WebAdvisor (for checking your progress and grades)	92.16% 47	7.84% 4	0.00% 0	51

Campus activities & your opportunity for involvement (e.g., clubs, events)	90.91% 30	9.09% 3	0.00% 0	33
Student athletics & your opportunity for involvement	73.33% 11	20.00% 3	6.67% 1	15
Career planning & job placement	75.00% 15	20.00% 4	5.00% 1	20
Special Programs - Child Care	83.33% 10	16.67% 2	0.00% 0	12
Special Programs - Sex Equality	85.71% 12	0.00% 0	14.29% 2	14
Success Center	79.17% 19	12.50% 3	8.33% 2	24
TRIO	81.82% 9	9.09% 1	9.09% 1	11
Evening College	86.96% 20	13.04% 3	0.00% 0	23
Distance Education	85.37% 35	9.76% 4	4.88% 2	41

Q7 Please indicate your reason(s) for withdrawing from CCCC: (check all that apply)

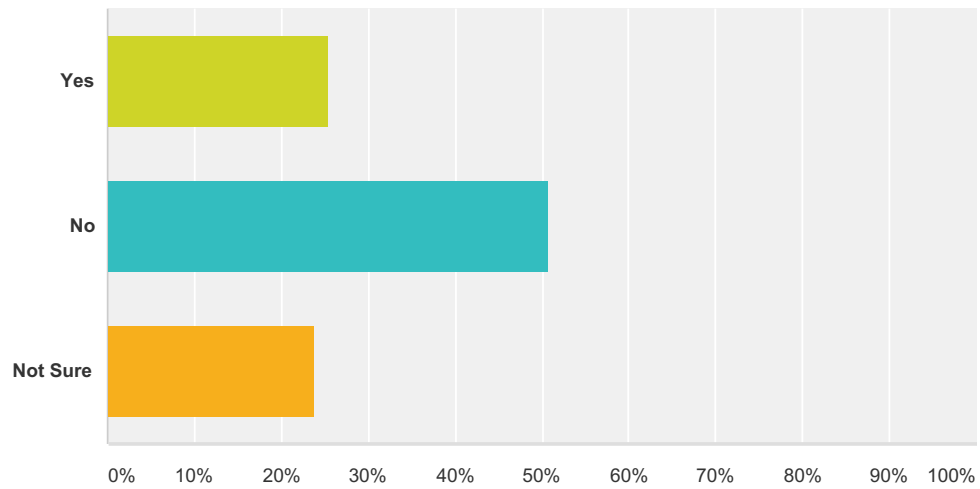
Answered: 53 Skipped: 14



Answer Choices	Responses
Accomplished my reasons for attending	13.21% 7
Scheduling conflicts	7.55% 4
Courses I needed were not offered	22.64% 12
Attending another school	37.74% 20
Work conflict	13.21% 7
Financial reasons	20.75% 11
Family/personal reasons	32.08% 17
Total Respondents: 53	

Q8 Do you plan to re-enroll at CCCC during the next year?

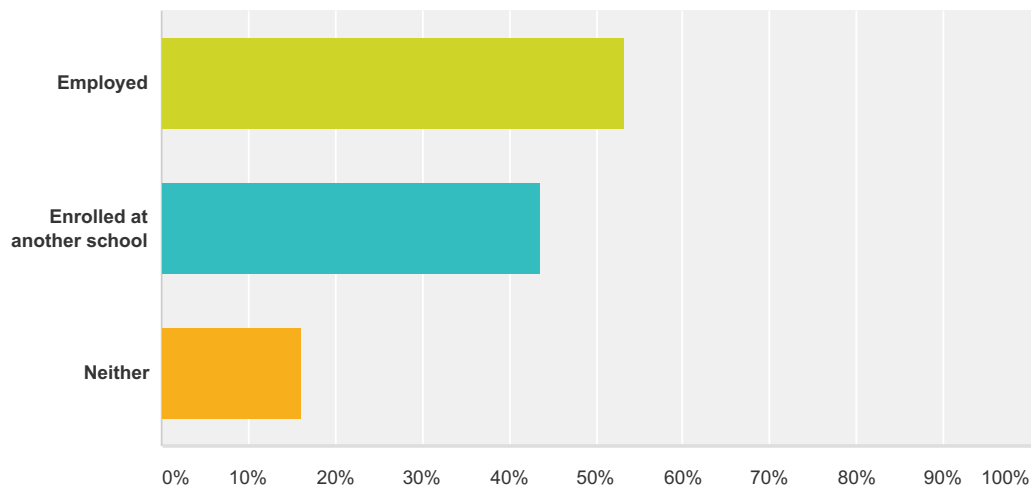
Answered: 63 Skipped: 4



Answer Choices	Responses
Yes	25.40% 16
No	50.79% 32
Not Sure	23.81% 15
Total	63

Q9 You are currently ____: (check all that apply)

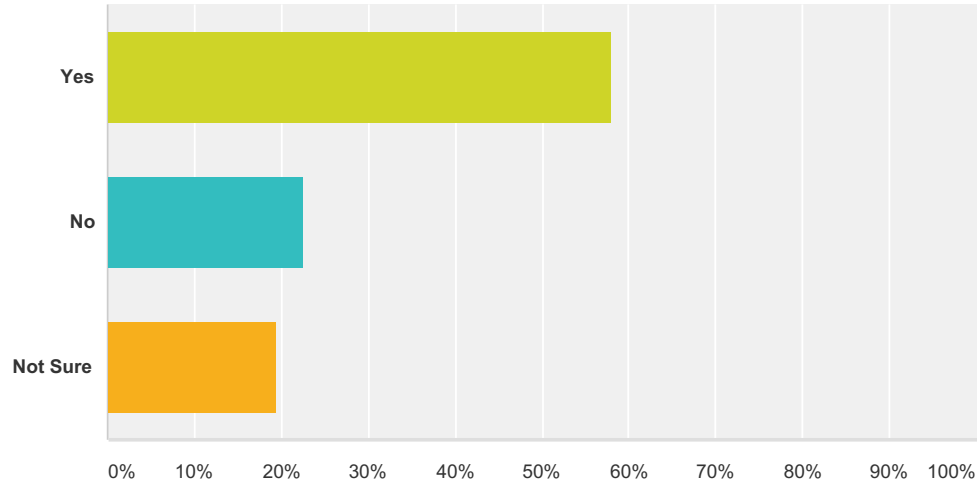
Answered: 62 Skipped: 5



Answer Choices	Responses
Employed	53.23% 33
Enrolled at another school	43.55% 27
Neither	16.13% 10
Total Respondents: 62	

Q10 If you were to begin again, would you choose to attend CCCC? If your answer is "No" or "Not Sure" please explain your reason(s) below.

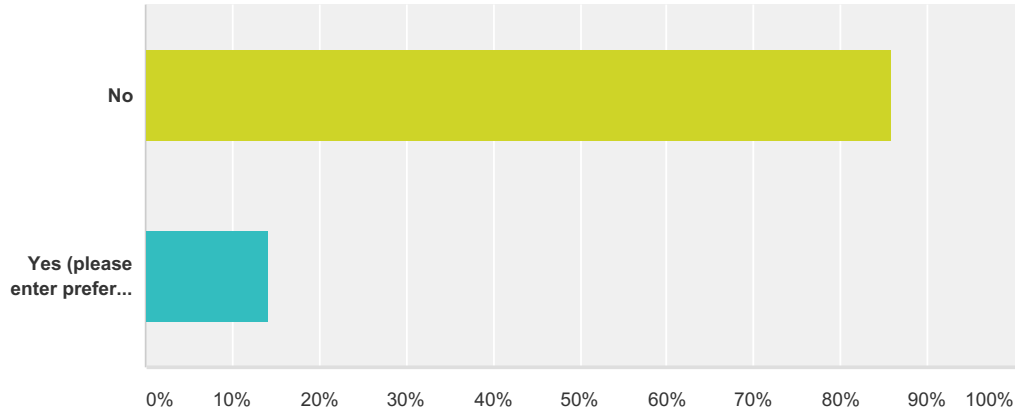
Answered: 62 Skipped: 5



Answer Choices	Responses	
Yes	58.06%	36
No	22.58%	14
Not Sure	19.35%	12
Total		62

Q11 Would you like an administrator to contact you to follow up on any concerns you expressed in this survey?

Answered: 63 Skipped: 4



Answer Choices	Responses
No	85.71% 54
Yes (please enter preferred contact info below)	14.29% 9
Total	63