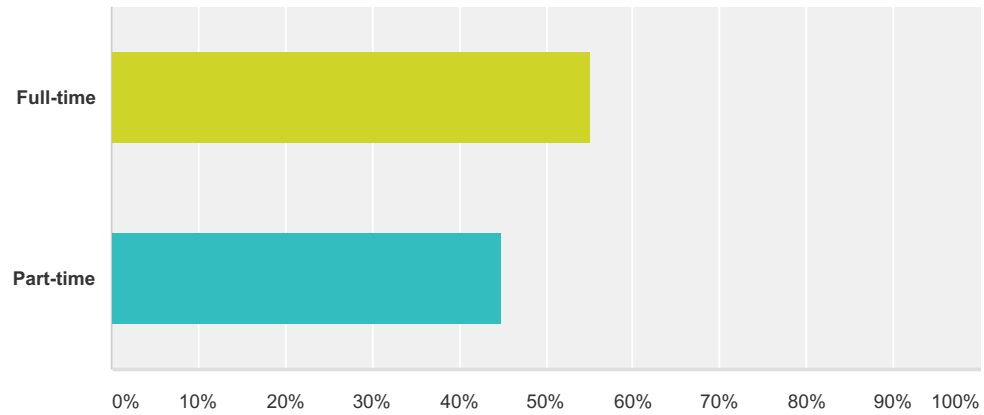


Q1 Your current enrollment status:

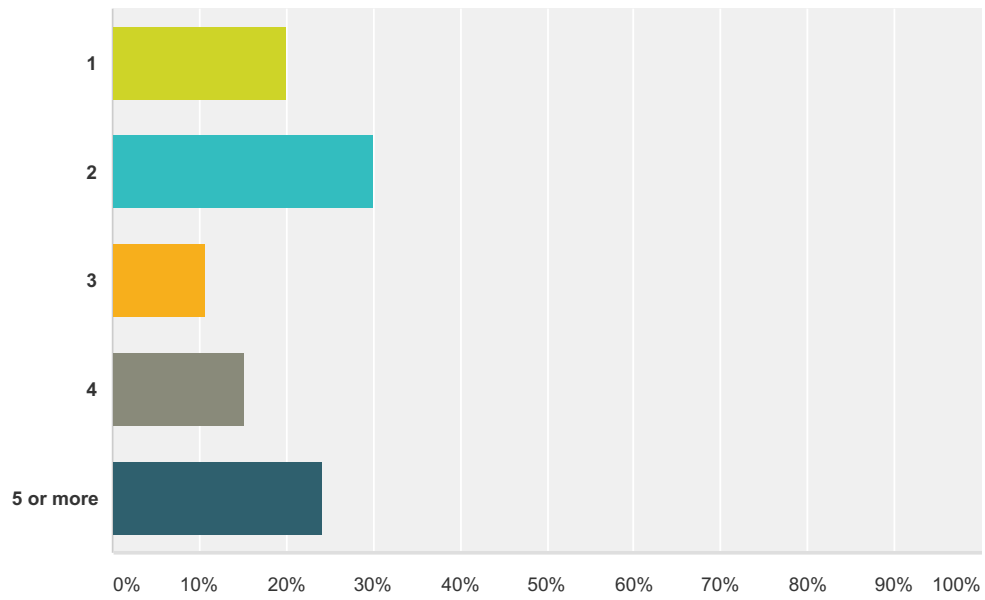
Answered: 1,397 Skipped: 32



Answer Choices	Responses
Full-time	55.19% 771
Part-time	44.81% 626
Total	1,397

Q2 How many semesters have you attended CCCC?

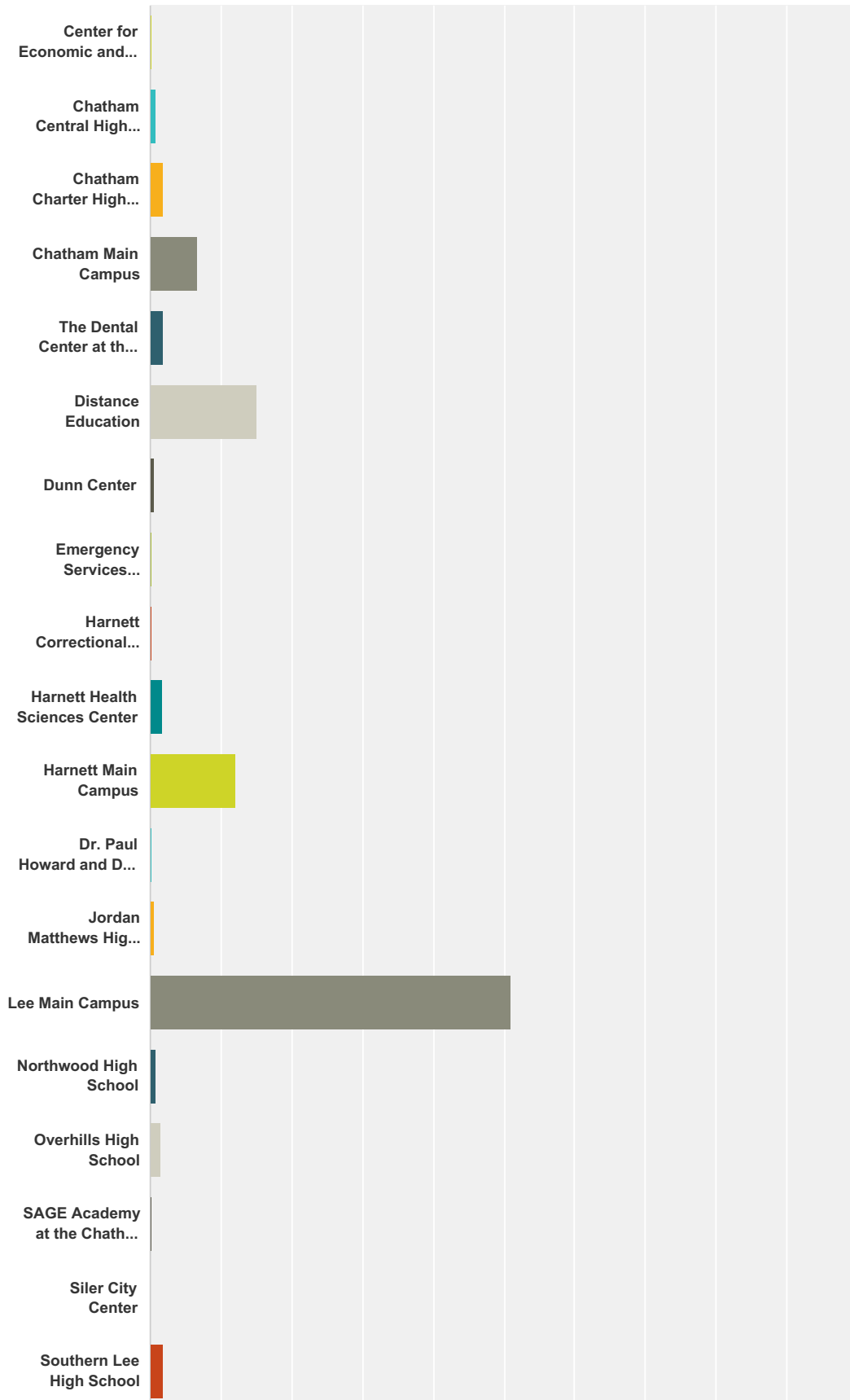
Answered: 1,378 Skipped: 51

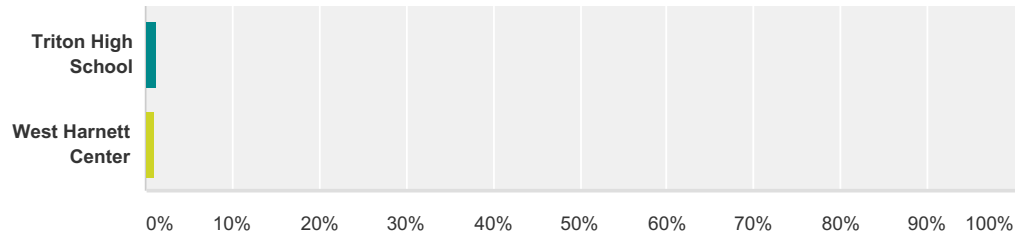


Answer Choices	Responses
1	19.96% 275
2	30.04% 414
3	10.60% 146
4	15.17% 209
5 or more	24.24% 334
Total	1,378

Q3 Which campus do you primarily attend?

Answered: 1,404 Skipped: 25

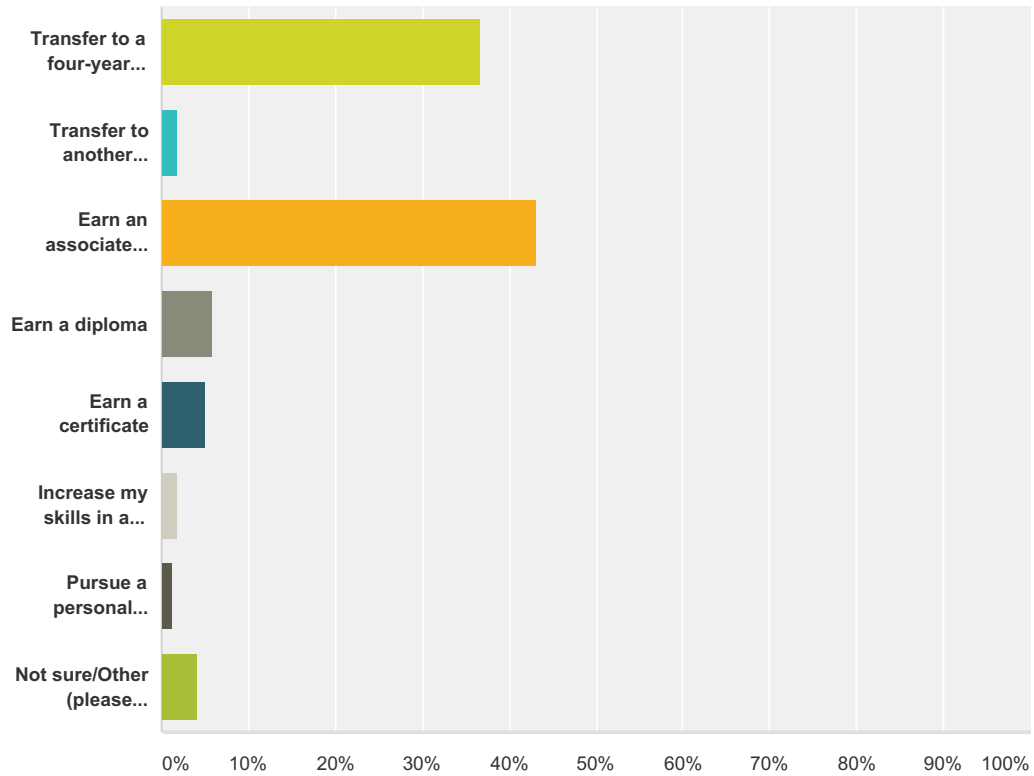




Answer Choices	Responses
Center for Economic and Community Development	0.28% 4
Chatham Central High School	0.78% 11
Chatham Charter High School	1.78% 25
Chatham Main Campus	6.77% 95
The Dental Center at the W.B. Wicker Lifelong Learning Center	1.92% 27
Distance Education	15.03% 211
Dunn Center	0.64% 9
Emergency Services Training Center	0.21% 3
Harnett Correctional Institution	0.14% 2
Harnett Health Sciences Center	1.64% 23
Harnett Main Campus	12.04% 169
Dr. Paul Howard and Dr. Barbara James Innovation Center	0.21% 3
Jordan Matthews High School	0.71% 10
Lee Main Campus	50.85% 714
Northwood High School	0.93% 13
Overhills High School	1.50% 21
SAGE Academy at the Chatham Center for Innovation	0.28% 4
Siler City Center	0.07% 1
Southern Lee High School	1.85% 26
Triton High School	1.28% 18
West Harnett Center	1.07% 15
Total	1,404

Q4 Your expected primary educational goal:

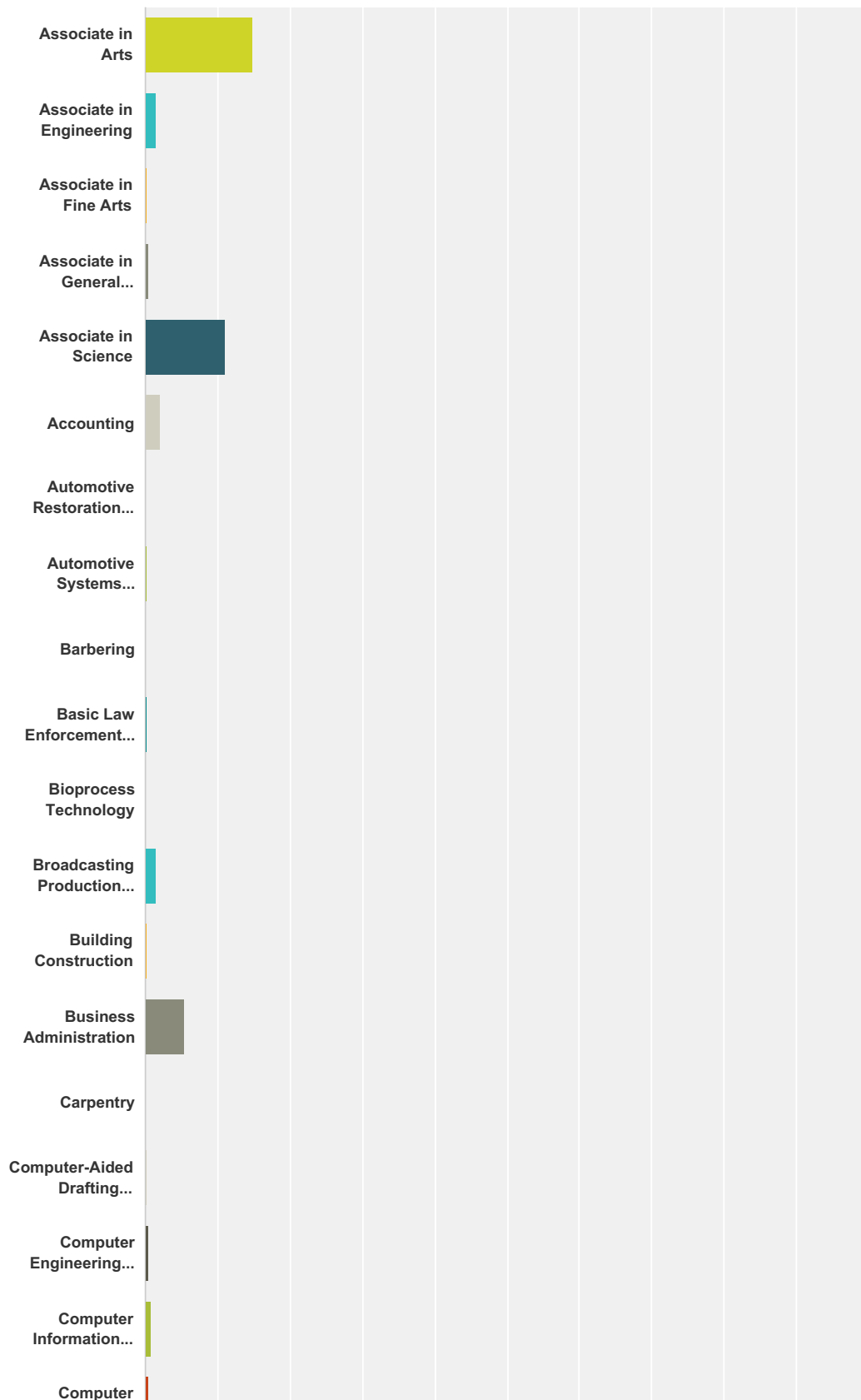
Answered: 1,399 Skipped: 30

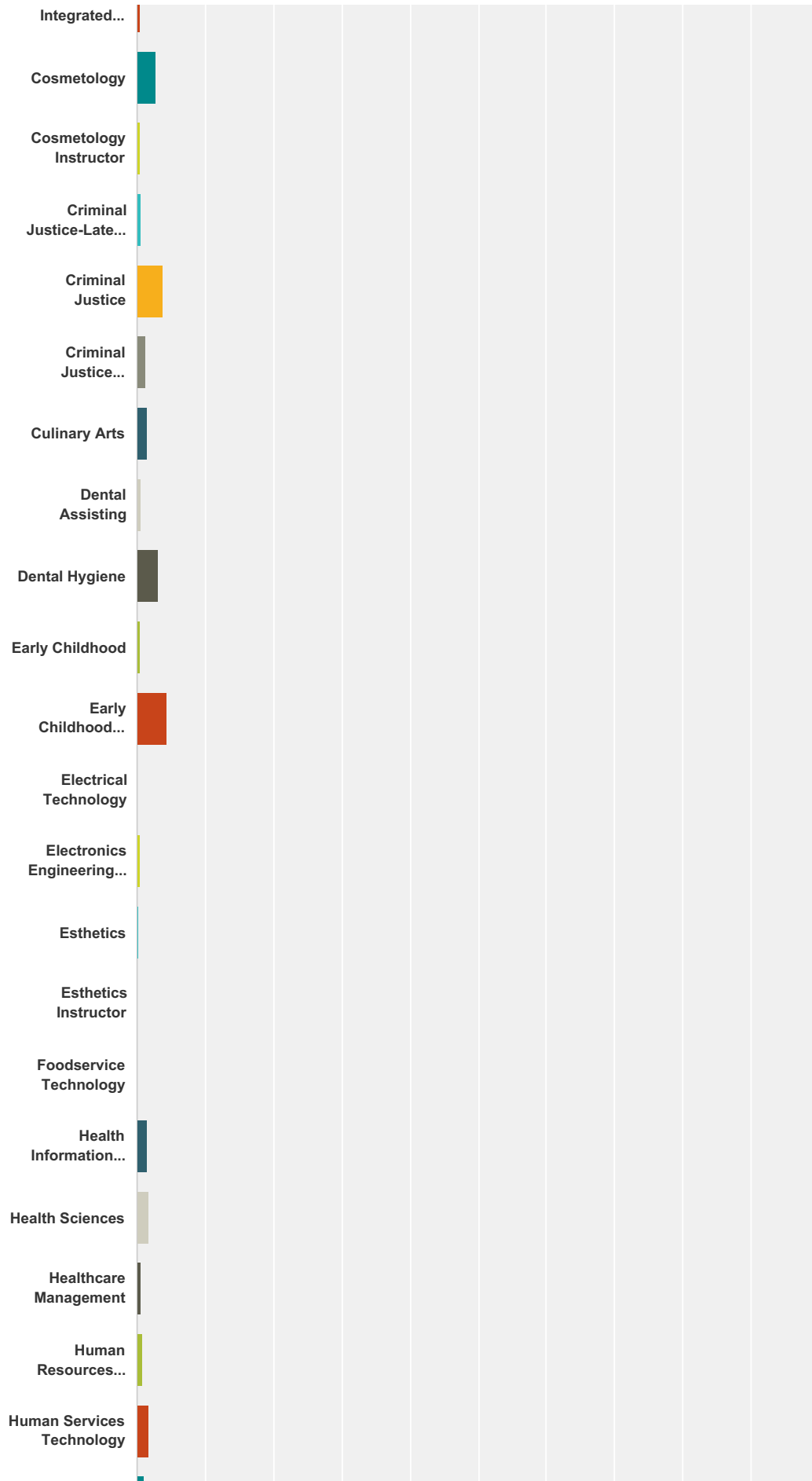


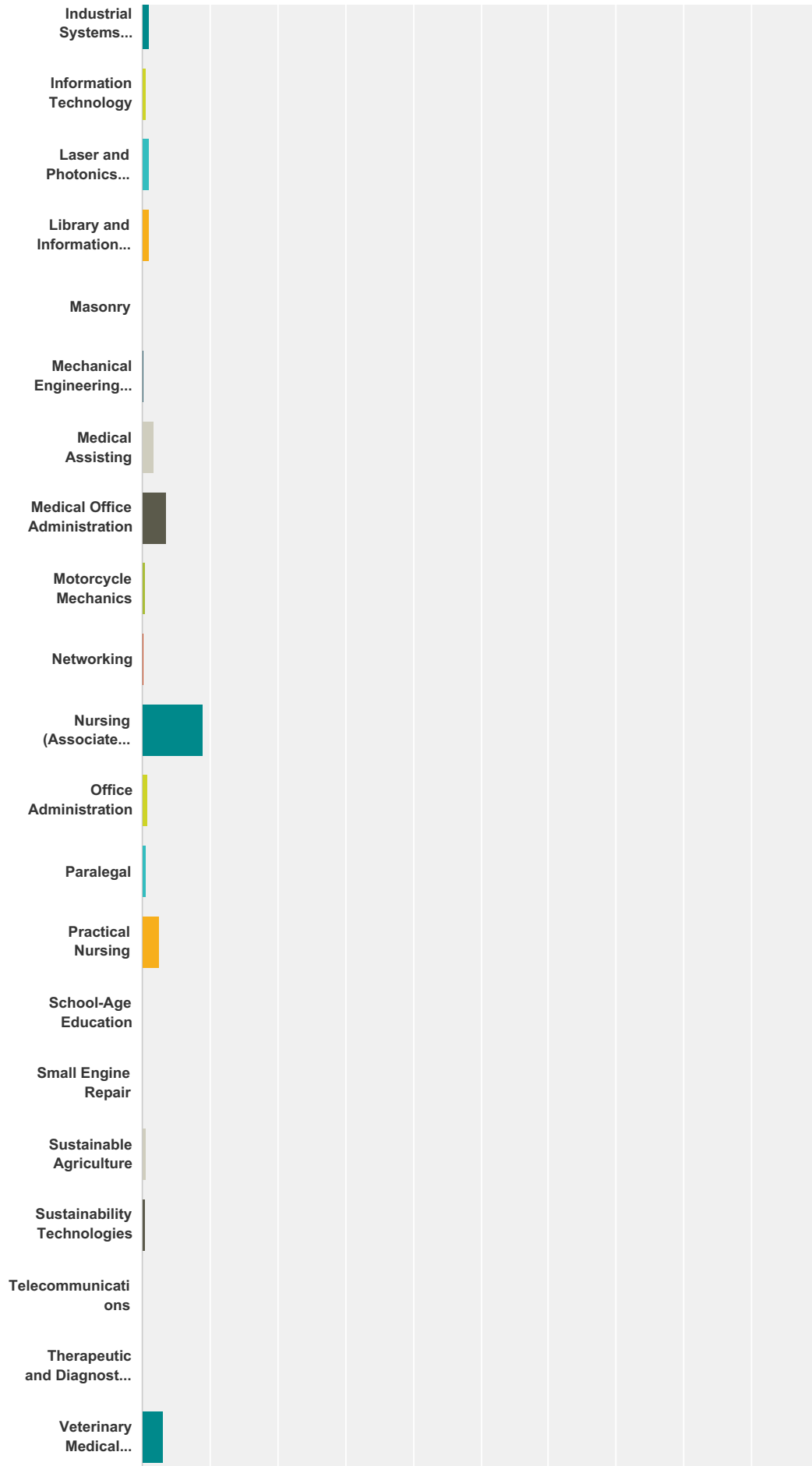
Answer Choices	Responses	
Transfer to a four-year college	36.74%	514
Transfer to another community college	1.93%	27
Earn an associate degree	43.25%	605
Earn a diploma	5.79%	81
Earn a certificate	5.08%	71
Increase my skills in a specific area	1.86%	26
Pursue a personal interest (i.e. self-enhancement)	1.22%	17
Not sure/Other (please specify):	4.15%	58
Total		1,399

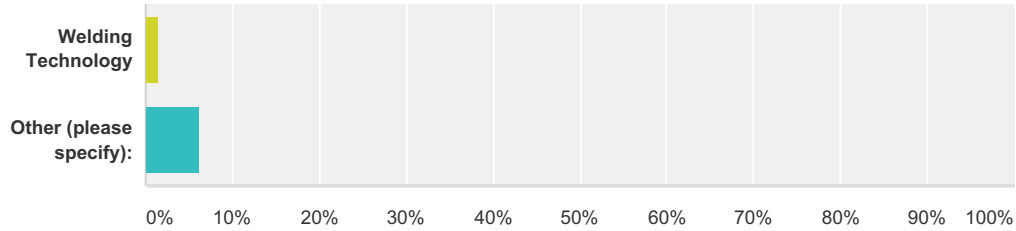
Q5 Please indicate your major/primary program of study:

Answered: 1,398 Skipped: 31







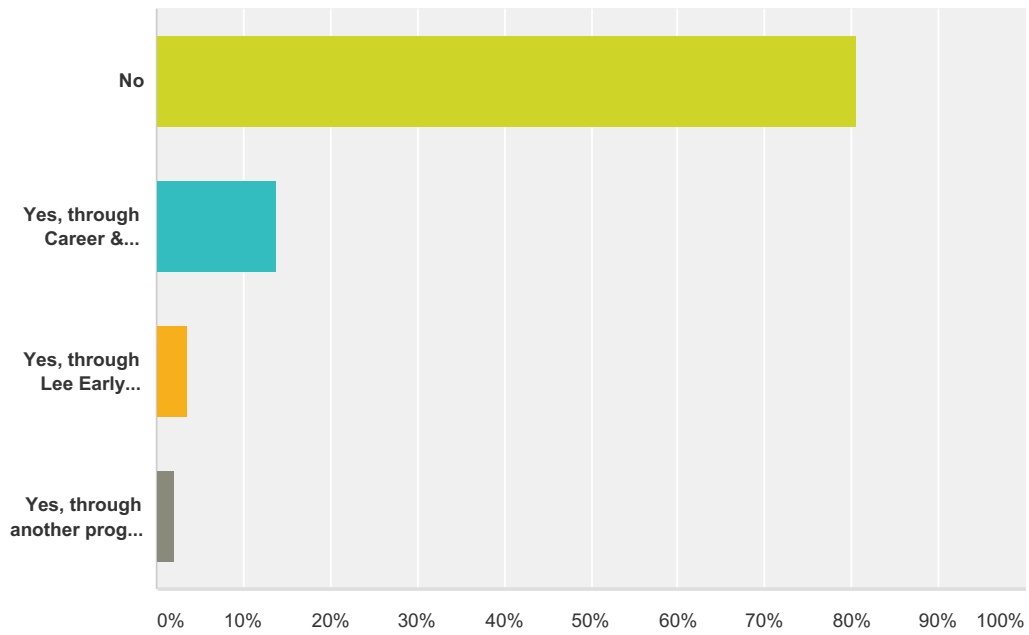


Answer Choices	Responses
Associate in Arts	14.88% 208
Associate in Engineering	1.36% 19
Associate in Fine Arts	0.21% 3
Associate in General Education	0.36% 5
Associate in Science	11.16% 156
Accounting	2.00% 28
Automotive Restoration Technology	0.00% 0
Automotive Systems Technology	0.29% 4
Barbering	0.07% 1
Basic Law Enforcement Training	0.14% 2
Bioprocess Technology	0.00% 0
Broadcasting Production Technology	1.50% 21
Building Construction	0.21% 3
Business Administration	5.36% 75
Carpentry	0.00% 0
Computer-Aided Drafting Technology	0.21% 3
Computer Engineering Technology	0.50% 7
Computer Information Technology	0.93% 13
Computer Integrated Machining	0.43% 6
Cosmetology	2.65% 37
Cosmetology Instructor	0.43% 6
Criminal Justice-Latent Evidence	0.57% 8
Criminal Justice	3.72% 52
Criminal Justice Technology	1.22% 17
Culinary Arts	1.36% 19
Dental Assisting	0.72% 10
Dental Hygiene	3.22% 45
Early Childhood	0.36% 5

Early Childhood Education	4.36%	61
Electrical Technology	0.00%	0
Electronics Engineering Technology	0.36%	5
Esthetics	0.29%	4
Esthetics Instructor	0.00%	0
Foodservice Technology	0.00%	0
Health Information Technology	1.43%	20
Health Sciences	1.57%	22
Healthcare Management	0.72%	10
Human Resources Management	0.93%	13
Human Services Technology	1.57%	22
Industrial Systems Technology	1.14%	16
Information Technology	0.57%	8
Laser and Photonics Technology	1.14%	16
Library and Information Technology	1.00%	14
Masonry	0.00%	0
Mechanical Engineering Technology	0.14%	2
Medical Assisting	1.57%	22
Medical Office Administration	3.51%	49
Motorcycle Mechanics	0.50%	7
Networking	0.14%	2
Nursing (Associate Degree)	9.01%	126
Office Administration	0.79%	11
Paralegal	0.72%	10
Practical Nursing	2.43%	34
School-Age Education	0.07%	1
Small Engine Repair	0.00%	0
Sustainable Agriculture	0.57%	8
Sustainability Technologies	0.50%	7
Telecommunications	0.07%	1
Therapeutic and Diagnostic Services	0.07%	1
Veterinary Medical Technology	3.22%	45
Welding Technology	1.36%	19
Other (please specify):	6.37%	89
Total		1,398

Q6 Do you currently attend CCCC as a high school student?

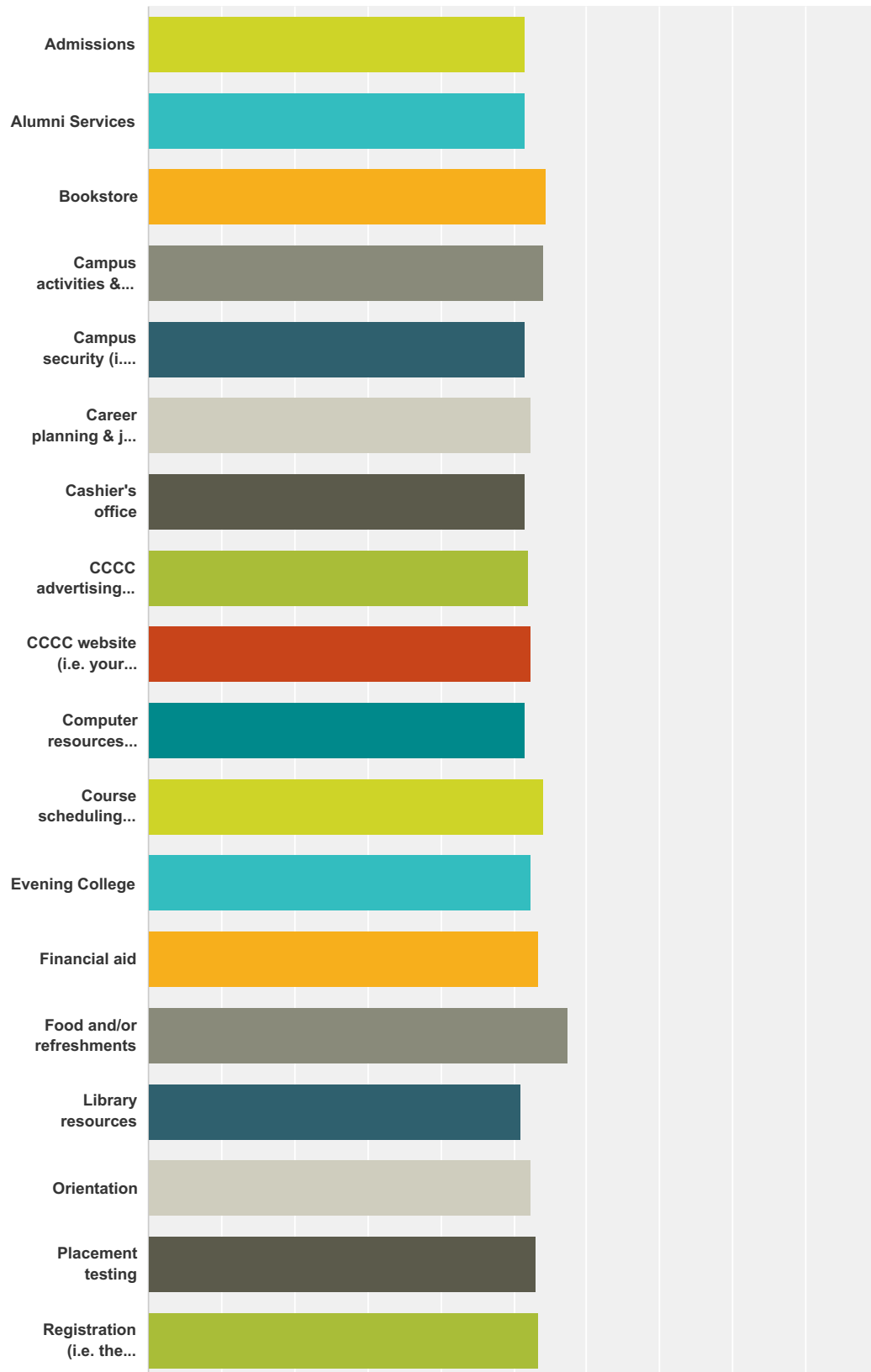
Answered: 1,403 Skipped: 26

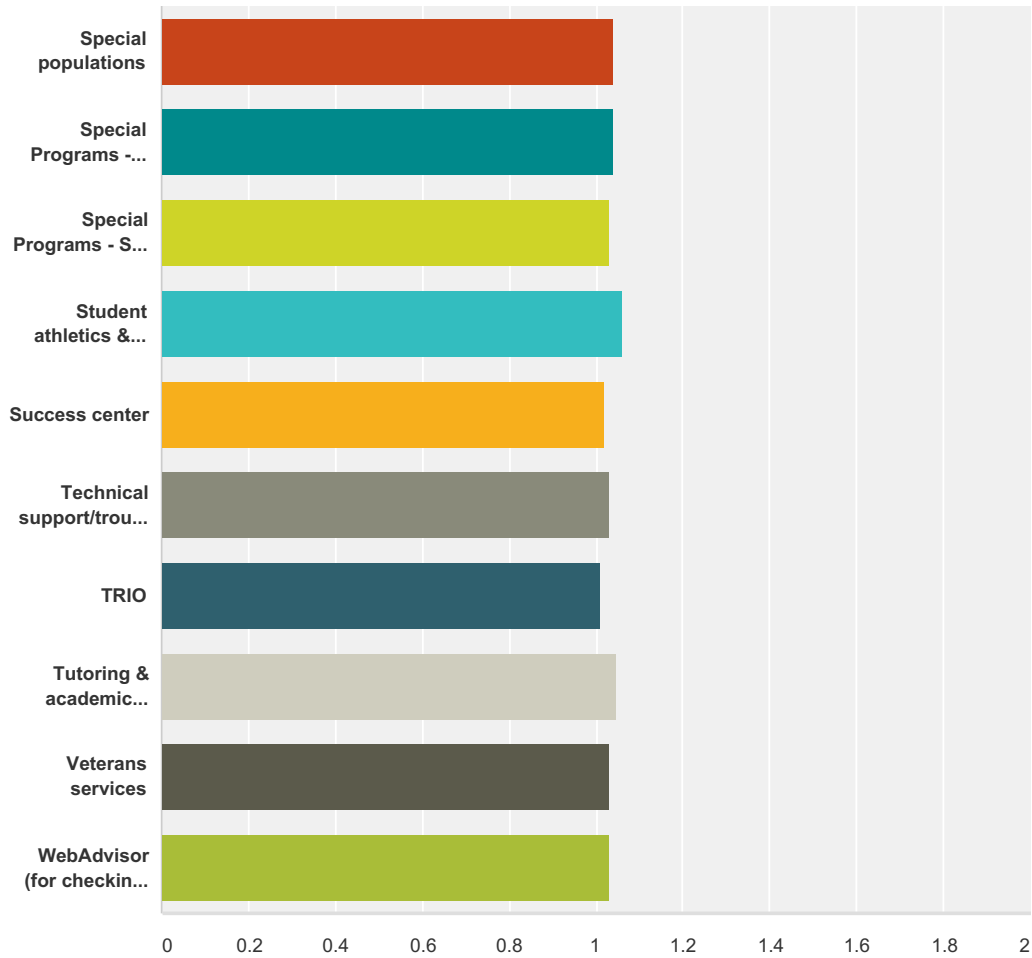


Answer Choices	Responses
No	80.61% 1,131
Yes, through Career & College Promise (CCP)	13.83% 194
Yes, through Lee Early College	3.49% 49
Yes, through another program (please specify):	2.07% 29
Total	1,403

Q7 Please indicate your satisfaction with these STUDENT SUPPORT SERVICES areas:

Answered: 1,196 Skipped: 233





	Very Satisfied or Satisfied	Dissatisfied	Very Dissatisfied	Total	Weighted Average
Admissions	94.75% 1,029	3.04% 33	2.21% 24	1,086	1.03
Alumni Services	94.76% 524	3.25% 18	1.99% 11	553	1.03
Bookstore	85.34% 838	9.27% 91	5.40% 53	982	1.09
Campus activities & your opportunity for involvement (e.g. clubs, events)	88.38% 707	7.75% 62	3.88% 31	800	1.08
Campus security (i.e. feeling safe on campus)	94.55% 903	2.51% 24	2.93% 28	955	1.03
Career planning & job placement	91.42% 703	5.07% 39	3.51% 27	769	1.05
Cashier's office	95.49% 783	2.68% 22	1.83% 15	820	1.03
CCCC advertising reflecting a positive, professional and accurate image of the college	93.78% 980	3.73% 39	2.49% 26	1,045	1.04
CCCC website (i.e. your ability to find what you need on the website)	93.14% 1,072	5.39% 62	1.48% 17	1,151	1.05
Computer resources (access/availability)	94.71% 985	3.27% 34	2.02% 21	1,040	1.03

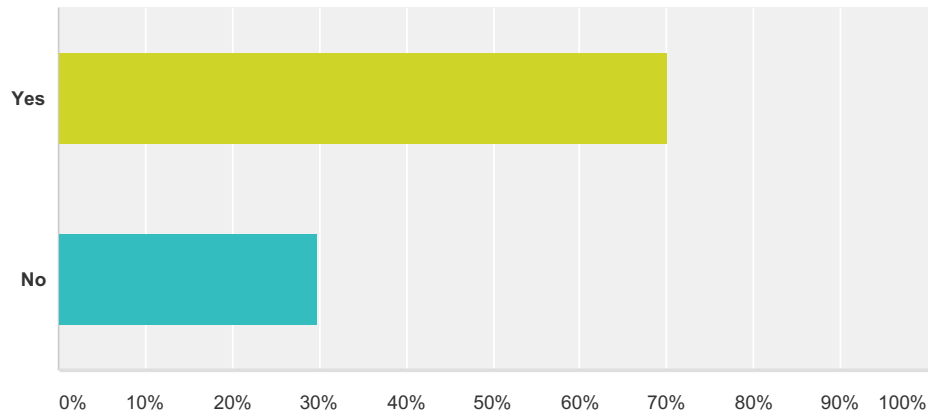
Course scheduling (i.e. availability of needed courses)	88.30% 981	8.37% 93	3.33% 37	1,111	1.08
Evening College	92.95% 527	4.76% 27	2.29% 13	567	1.05
Financial aid	87.32% 716	7.07% 58	5.61% 46	820	1.07
Food and/or refreshments	77.98% 570	15.18% 111	6.84% 50	731	1.15
Library resources	96.83% 948	1.63% 16	1.53% 15	979	1.02
Orientation	93.47% 845	4.54% 41	1.99% 18	904	1.05
Placement testing	91.21% 737	5.69% 46	3.09% 25	808	1.06
Registration (i.e. the process of registering for courses)	90.33% 990	7.21% 79	2.46% 27	1,096	1.07
Special populations	93.41% 482	3.88% 20	2.71% 14	516	1.04
Special Programs - Child Care	92.56% 361	4.10% 16	3.33% 13	390	1.04
Special Programs - Sex Equality	94.09% 414	3.18% 14	2.73% 12	440	1.03
Student athletics & your opportunity for involvement	88.41% 427	6.21% 30	5.38% 26	483	1.06
Success center	95.59% 716	2.14% 16	2.27% 17	749	1.02
Technical support/troubleshooting (for Distance Education, CougarMail, WebAdvisor, etc.)	93.87% 857	3.29% 30	2.85% 26	913	1.03
TRIO	96.40% 455	1.06% 5	2.54% 12	472	1.01
Tutoring & academic assistance	91.96% 721	4.59% 36	3.44% 27	784	1.05
Veterans services	95.69% 400	2.87% 12	1.44% 6	418	1.03
WebAdvisor (for checking your progress and grades)	94.77% 1,033	3.30% 36	1.93% 21	1,090	1.03

Q8 What other Student Support Service, not listed above, would you be interested in? (i.e. As a student, in which areas do you need more support?)

Answered: 214 Skipped: 1,215

Q9 In the past year, I have been advised by a student services advisor (admissions counselor).

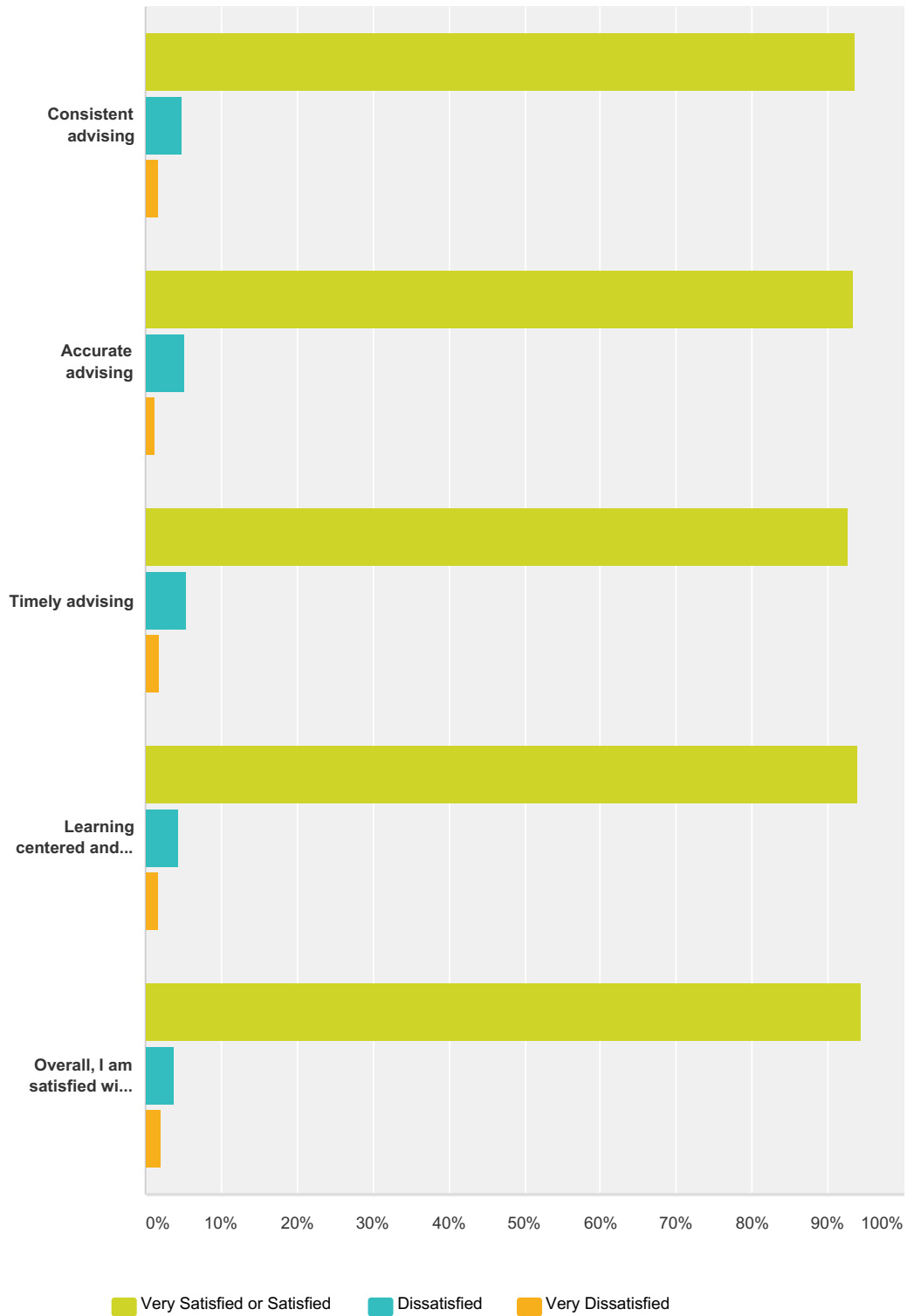
Answered: 1,174 Skipped: 255



Answer Choices	Responses	
Yes	70.19%	824
No	29.81%	350
Total		1,174

Q10 Your experience with STUDENT SERVICES ADVISING (admissions counselor):

Answered: 804 Skipped: 625

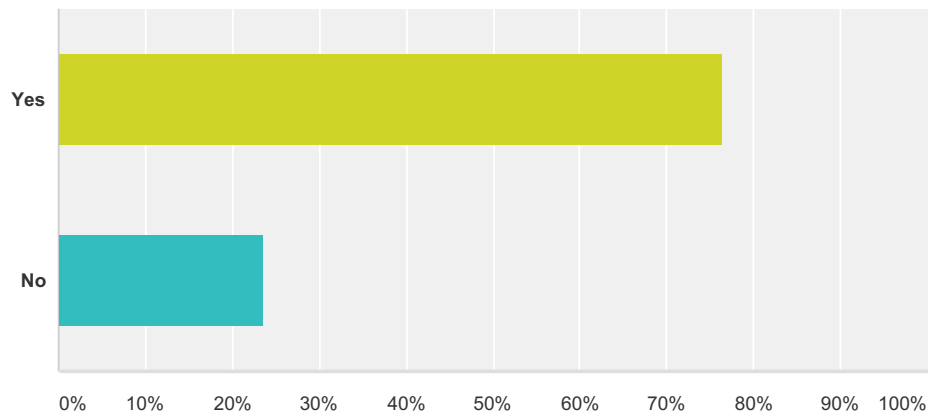


	Very Satisfied or Satisfied	Dissatisfied	Very Dissatisfied	Total
--	-----------------------------	--------------	-------------------	-------

Consistent advising	93.44% 698	4.82% 36	1.74% 13	747
Accurate advising	93.40% 708	5.28% 40	1.32% 10	758
Timely advising	92.72% 700	5.43% 41	1.85% 14	755
Learning centered and holistic advising (advisor considers all aspect of my life)	93.89% 599	4.39% 28	1.72% 11	638
Overall, I am satisfied with advising	94.30% 712	3.71% 28	1.99% 15	755

Q11 In the past year, I have been advised by a faculty advisor.

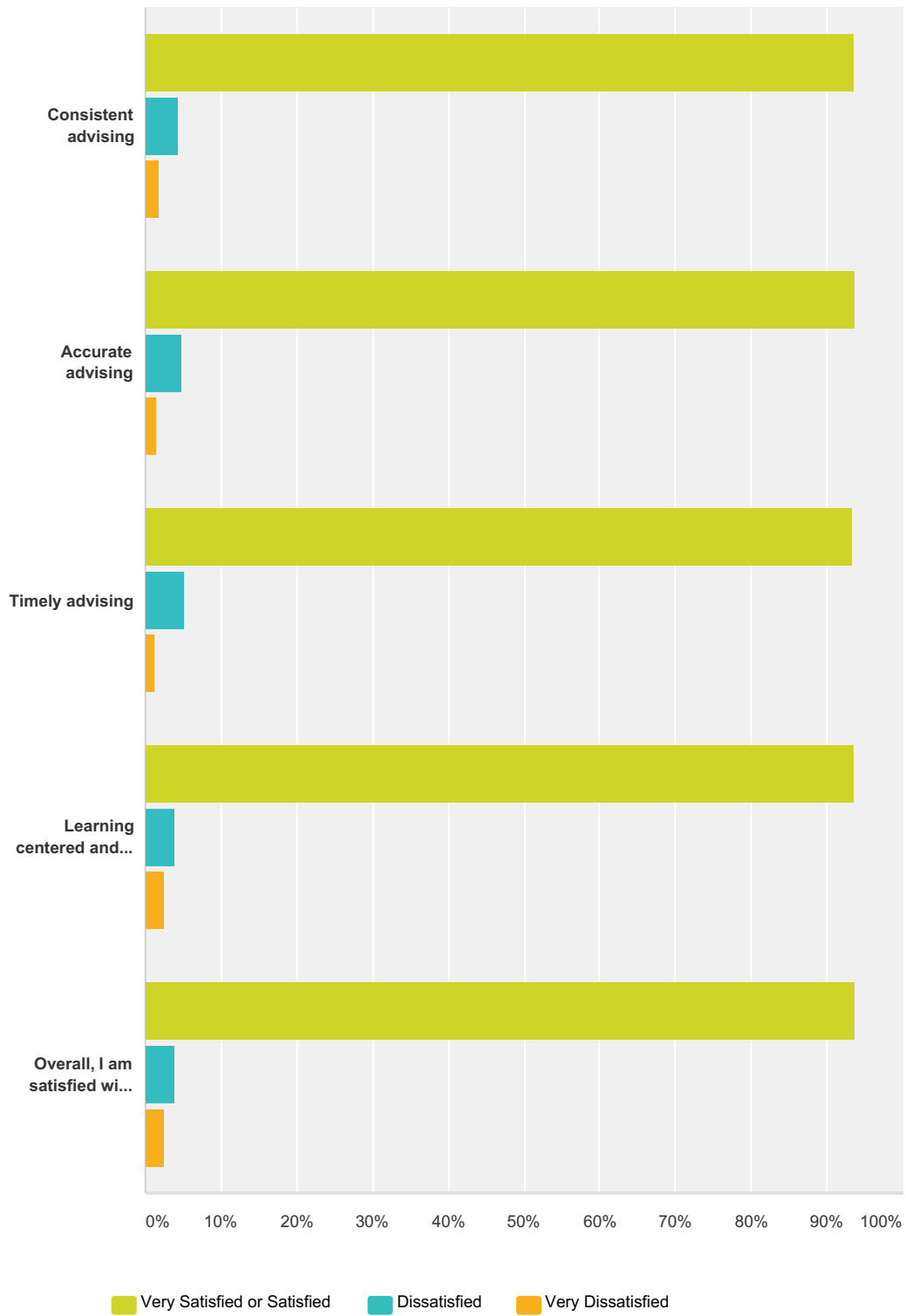
Answered: 1,110 Skipped: 319



Answer Choices	Responses
Yes	76.49% 849
No	23.51% 261
Total	1,110

Q12 Your experience with FACULTY ADVISING:

Answered: 832 Skipped: 597

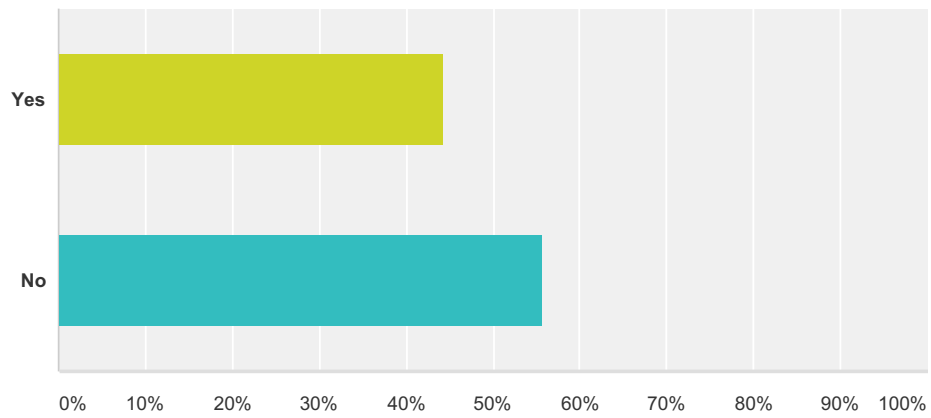


Very Satisfied or Satisfied	Dissatisfied	Very Dissatisfied	Total
-----------------------------	--------------	-------------------	-------

Consistent advising	93.62% 719	4.43% 34	1.95% 15	768
Accurate advising	93.68% 726	4.77% 37	1.55% 12	775
Timely advising	93.39% 721	5.31% 41	1.30% 10	772
Learning centered and holistic advising (advisor considers all aspect of my life)	93.44% 627	4.02% 27	2.53% 17	671
Overall, I am satisfied with advising	93.68% 726	3.87% 30	2.45% 19	775

Q13 In the past year, I have been advised by a success coach.

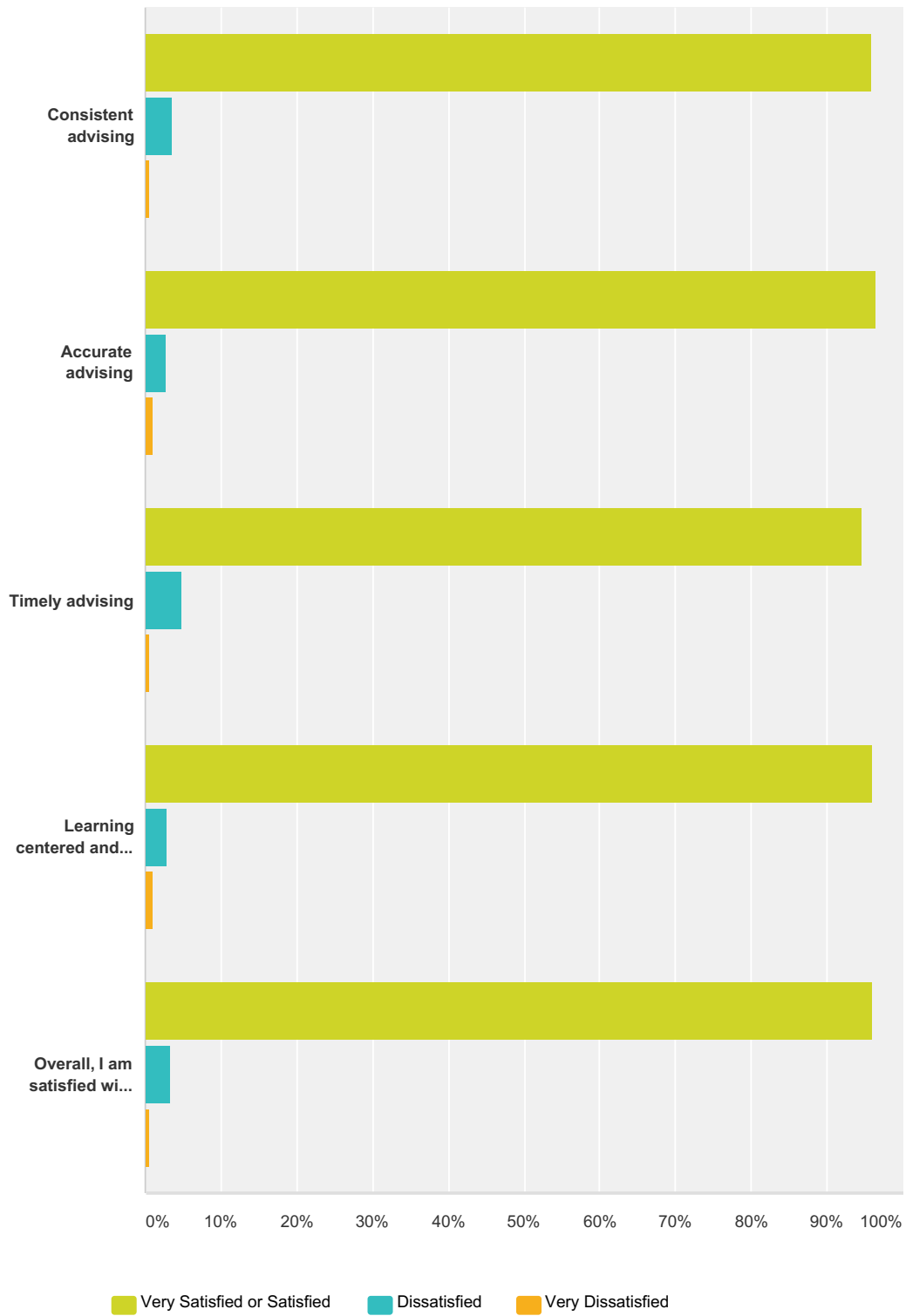
Answered: 1,071 Skipped: 358



Answer Choices	Responses
Yes	44.35% 475
No	55.65% 596
Total	1,071

Q14 Your experience with SUCCESS COACH ADVISING:

Answered: 467 Skipped: 962

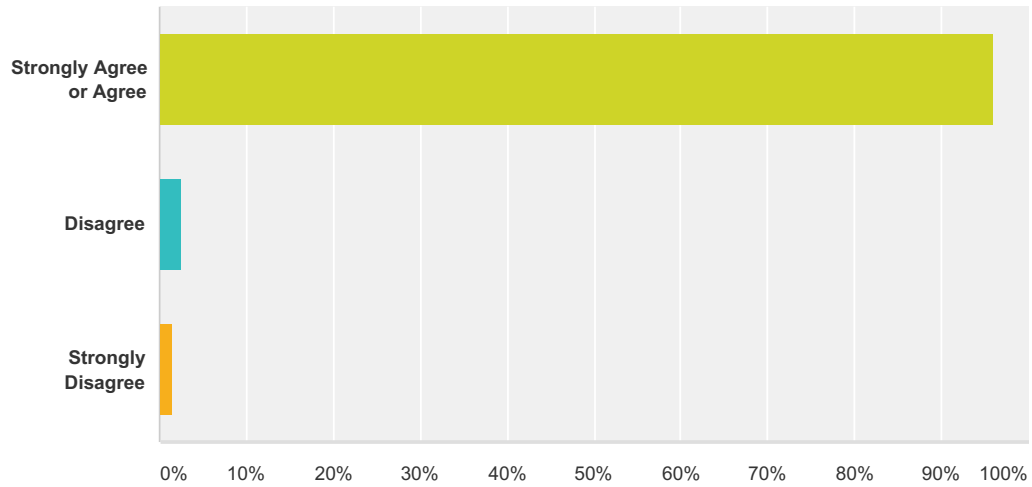


Very Satisfied or Satisfied	Dissatisfied	Very Dissatisfied	Total
-----------------------------	--------------	-------------------	-------

Consistent advising	95.74% 405	3.55% 15	0.71% 3	423
Accurate advising	96.44% 406	2.61% 11	0.95% 4	421
Timely advising	94.54% 398	4.75% 20	0.71% 3	421
Learning centered and holistic advising (advisor considers all aspect of my life)	95.97% 381	3.02% 12	1.01% 4	397
Overall, I am satisfied with advising	95.97% 405	3.32% 14	0.71% 3	422

Q15 I feel safe on campus.

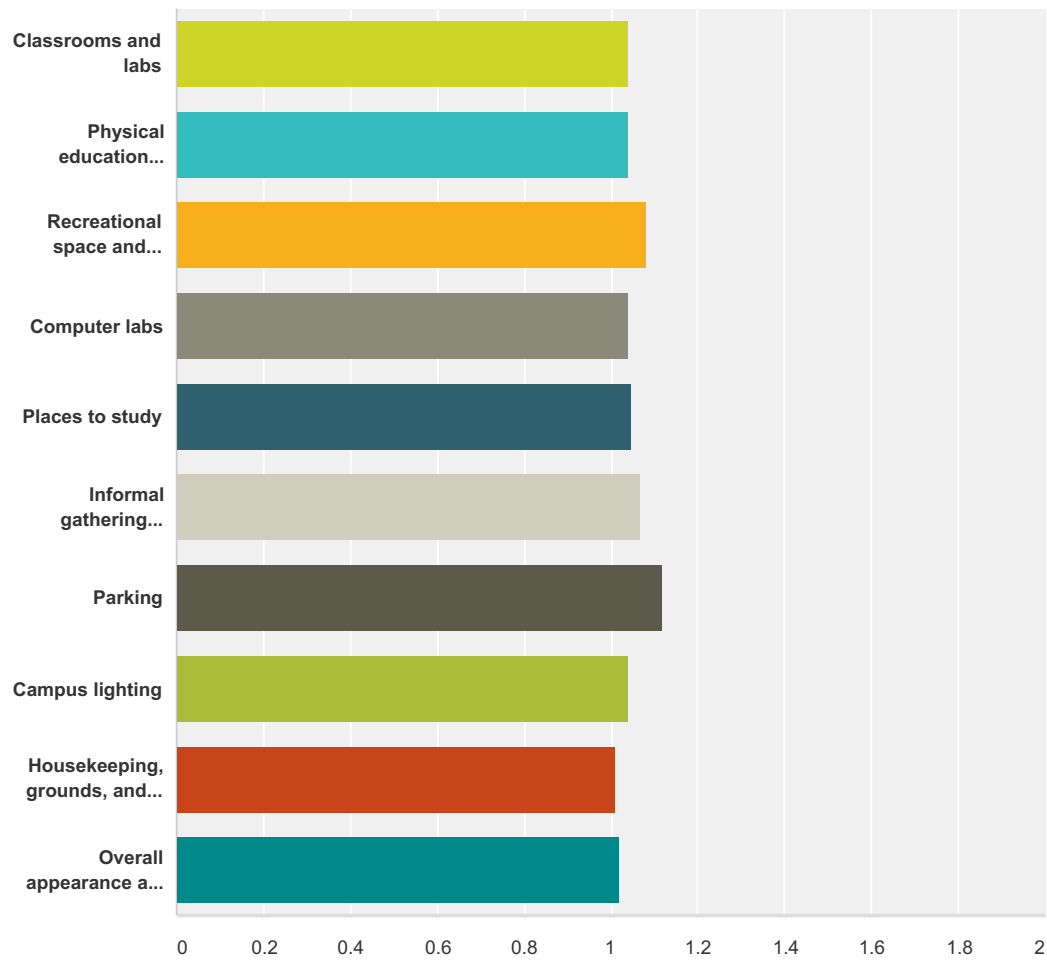
Answered: 1,040 Skipped: 389



Answer Choices	Responses	Count
Strongly Agree or Agree	96.06%	999
Disagree	2.40%	25
Strongly Disagree	1.54%	16
Total		1,040

Q16 Your experience with CCCC's PHYSICAL FACILITIES:

Answered: 1,046 Skipped: 383

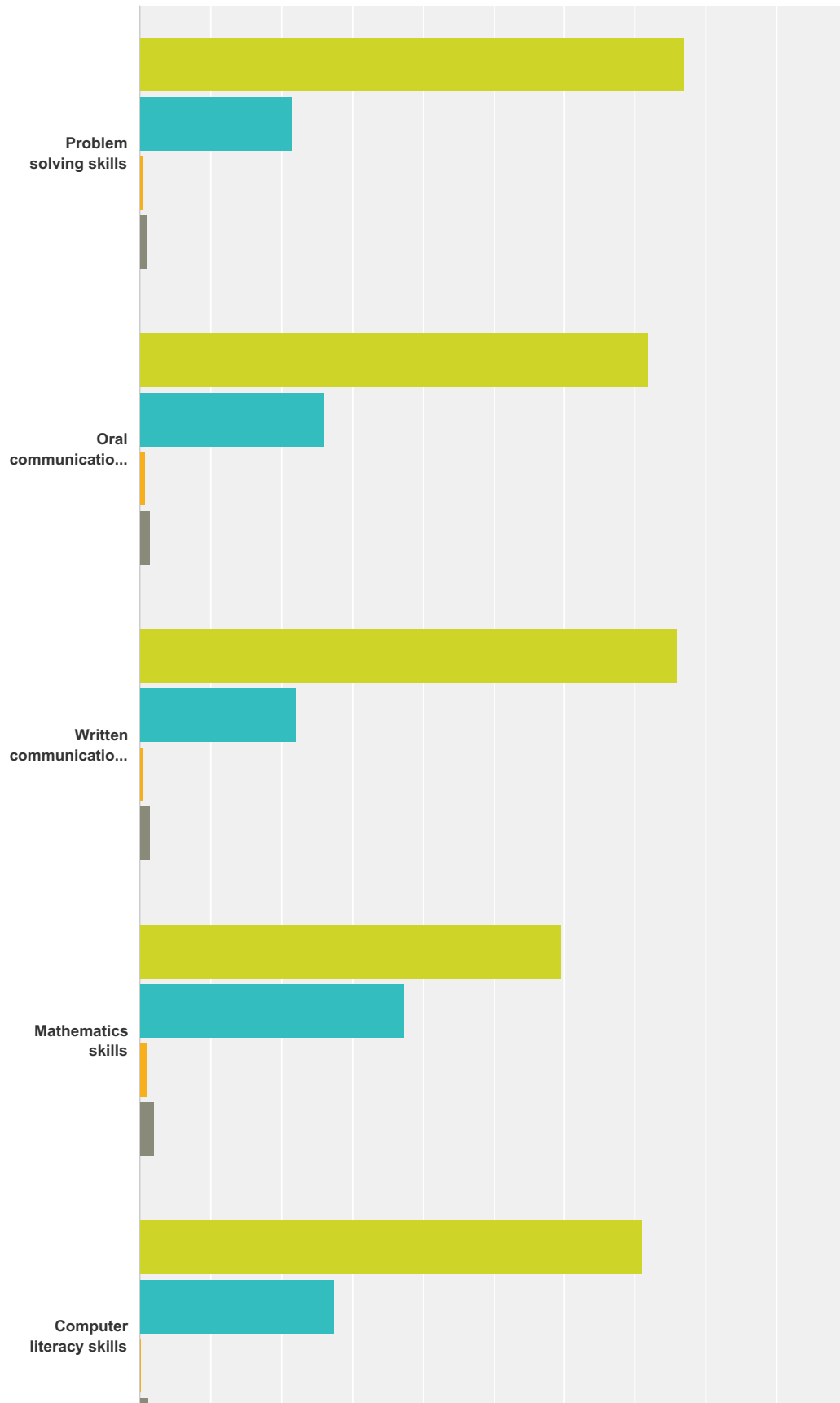


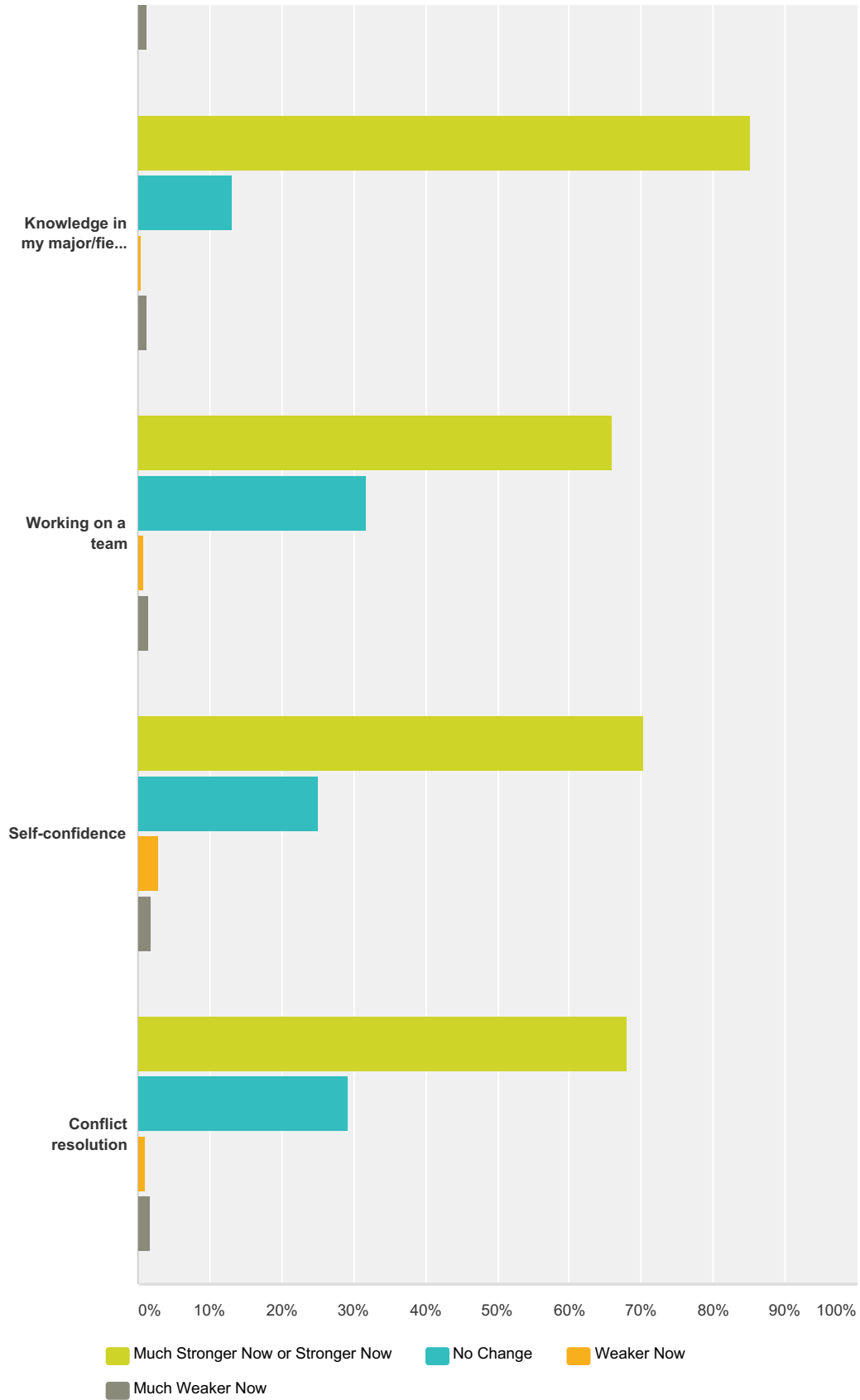
	Very Satisfied or Satisfied	Dissatisfied	Very Dissatisfied	Total	Weighted Average
Classrooms and labs	93.92% 772	4.01% 33	2.07% 17	822	1.04
Physical education facilities	93.13% 461	3.64% 18	3.23% 16	495	1.04
Recreational space and facilities	88.36% 501	7.58% 43	4.06% 23	567	1.08
Computer labs	94.13% 738	3.57% 28	2.30% 18	784	1.04
Places to study	91.40% 733	5.36% 43	3.24% 26	802	1.05
Informal gathering places	89.44% 627	6.85% 48	3.71% 26	701	1.07
Parking	83.45% 746	11.86% 106	4.70% 42	894	1.12

Campus lighting	93.73% 748	4.01% 32	2.26% 18	798	1.04
Housekeeping, grounds, and maintenance	97.46% 844	1.39% 12	1.15% 10	866	1.01
Overall appearance and cleanliness of CCCC facilities	96.84% 857	1.81% 16	1.36% 12	885	1.02

Q17 Your LEARNING:

Answered: 1,027 Skipped: 402



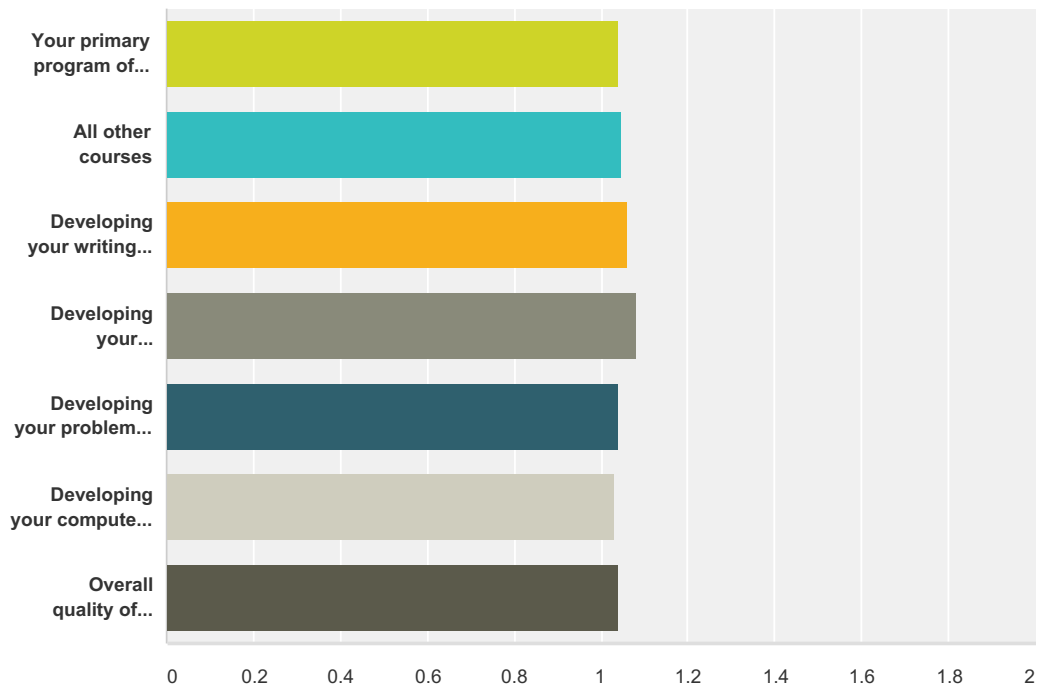


	Much Stronger Now or Stronger Now	No Change	Weaker Now	Much Weaker Now	Total
Problem solving skills	76.95% 788	21.58% 221	0.49% 5	0.98% 10	1,024

Oral communication skills	71.72% 733	26.03% 266	0.88% 9	1.37% 14	1,022
Written communication skills	76.00% 776	22.04% 225	0.49% 5	1.47% 15	1,021
Mathematics skills	59.43% 605	37.43% 381	1.08% 11	2.06% 21	1,018
Computer literacy skills	70.94% 720	27.59% 280	0.30% 3	1.18% 12	1,015
Knowledge in my major/field of study	85.13% 870	13.21% 135	0.39% 4	1.27% 13	1,022
Working on a team	65.92% 673	31.83% 325	0.78% 8	1.47% 15	1,021
Self-confidence	70.29% 717	25.00% 255	2.84% 29	1.86% 19	1,020
Conflict resolution	68.04% 694	29.22% 298	0.98% 10	1.76% 18	1,020

Q18 Your experience in COURSE INSTRUCTION:

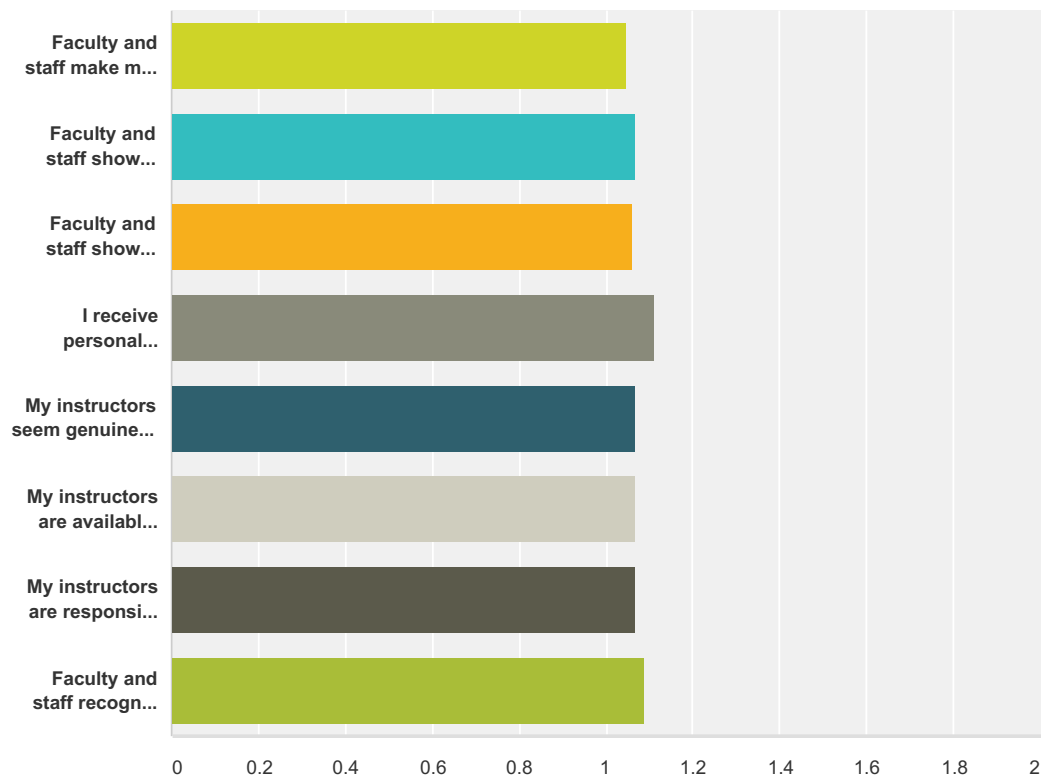
Answered: 971 Skipped: 458



	Very Satisfied or Satisfied	Dissatisfied	Very Dissatisfied	Total	Weighted Average
Your primary program of study	93.32% 852	4.05% 37	2.63% 24	913	1.04
All other courses	93.40% 793	4.71% 40	1.88% 16	849	1.05
Developing your writing skills	92.16% 776	6.29% 53	1.54% 13	842	1.06
Developing your mathematics skills	88.81% 643	7.87% 57	3.31% 24	724	1.08
Developing your problem solving skills	93.85% 794	4.49% 38	1.65% 14	846	1.04
Developing your computer literacy skills	95.56% 774	3.09% 25	1.36% 11	810	1.03
Overall quality of instruction at CCCC	92.88% 861	4.42% 41	2.70% 25	927	1.04

Q19 Your experience with FACULTY and STAFF:

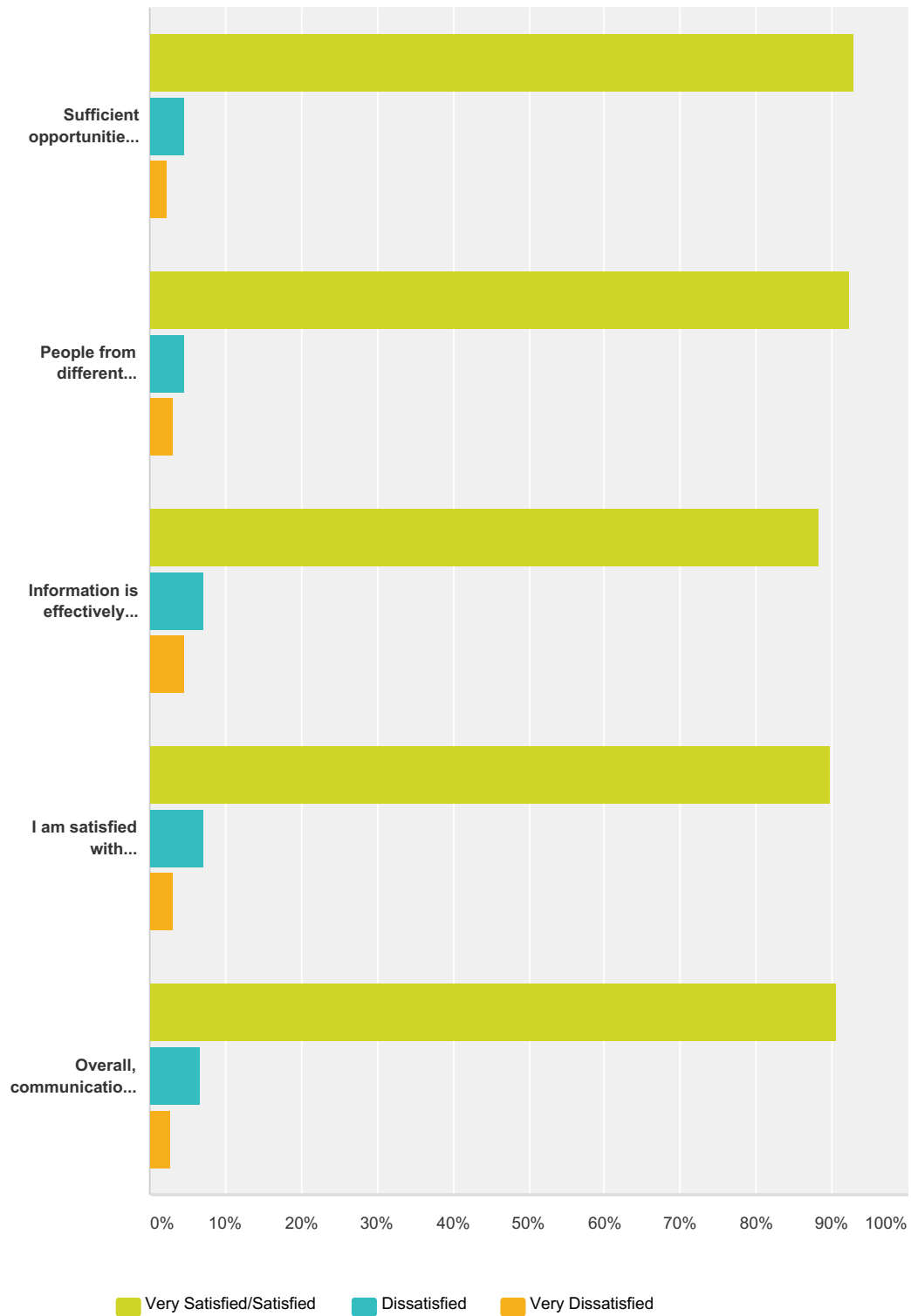
Answered: 968 Skipped: 461



	Always or Usually	Seldom	Never	Total	Weighted Average
Faculty and staff make me feel welcome at Central Carolina Community College.	93.39% 848	5.07% 46	1.54% 14	908	1.05
Faculty and staff show sensitivity towards students facing unique challenges or special needs.	90.05% 742	6.92% 57	3.03% 25	824	1.07
Faculty and staff show sensitivity towards minority students.	90.34% 617	6.15% 42	3.51% 24	683	1.06
I receive personal attention from faculty and staff.	83.82% 725	11.33% 98	4.86% 42	865	1.11
My instructors seem genuinely interested in their students.	89.50% 818	7.44% 68	3.06% 28	914	1.07
My instructors are available to help me outside the classroom.	90.13% 785	7.23% 63	2.64% 23	871	1.07
My instructors are responsive to my concerns.	90.29% 828	6.76% 62	2.94% 27	917	1.07
Faculty and staff recognize my achievements.	86.21% 738	8.88% 76	4.91% 42	856	1.09

Q20 Your experience with COMMUNICATION:

Answered: 971 Skipped: 458

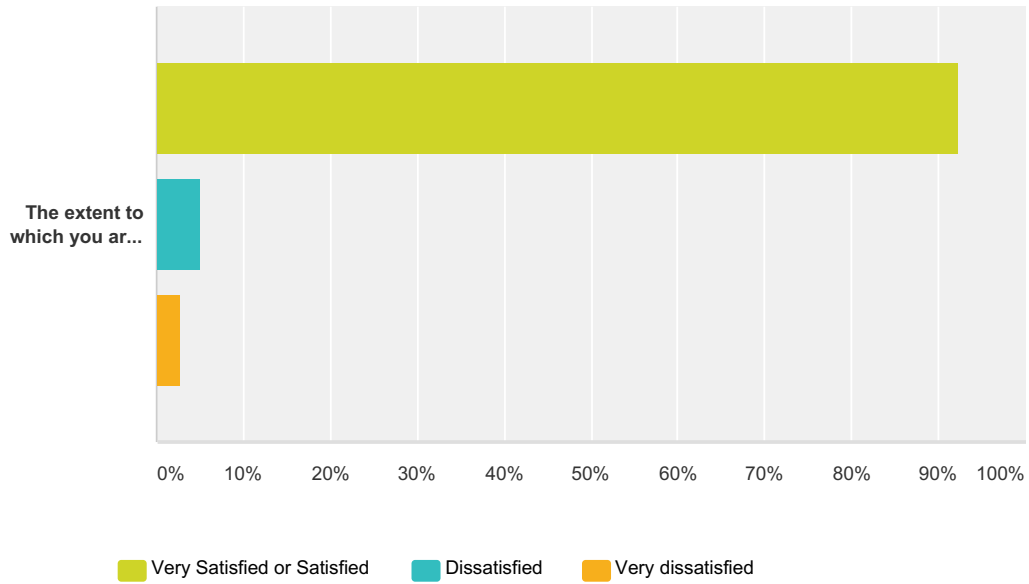


	Very Satisfied/Satisfied	Dissatisfied	Very Dissatisfied	Total
--	--------------------------	--------------	-------------------	-------

Sufficient opportunities are available for me to communicate with faculty and staff.	92.93% 854	4.68% 43	2.39% 22	919
People from different departments often work cooperatively together to achieve a common goal.	92.28% 669	4.69% 34	3.03% 22	725
Information is effectively communicated to me.	88.24% 810	7.08% 65	4.68% 43	918
I am satisfied with communication about on-campus activities.	89.81% 740	7.04% 58	3.16% 26	824
Overall, communication between CCCC and students.	90.58% 808	6.73% 60	2.69% 24	892

Q21 OVERALL SATISFACTION:

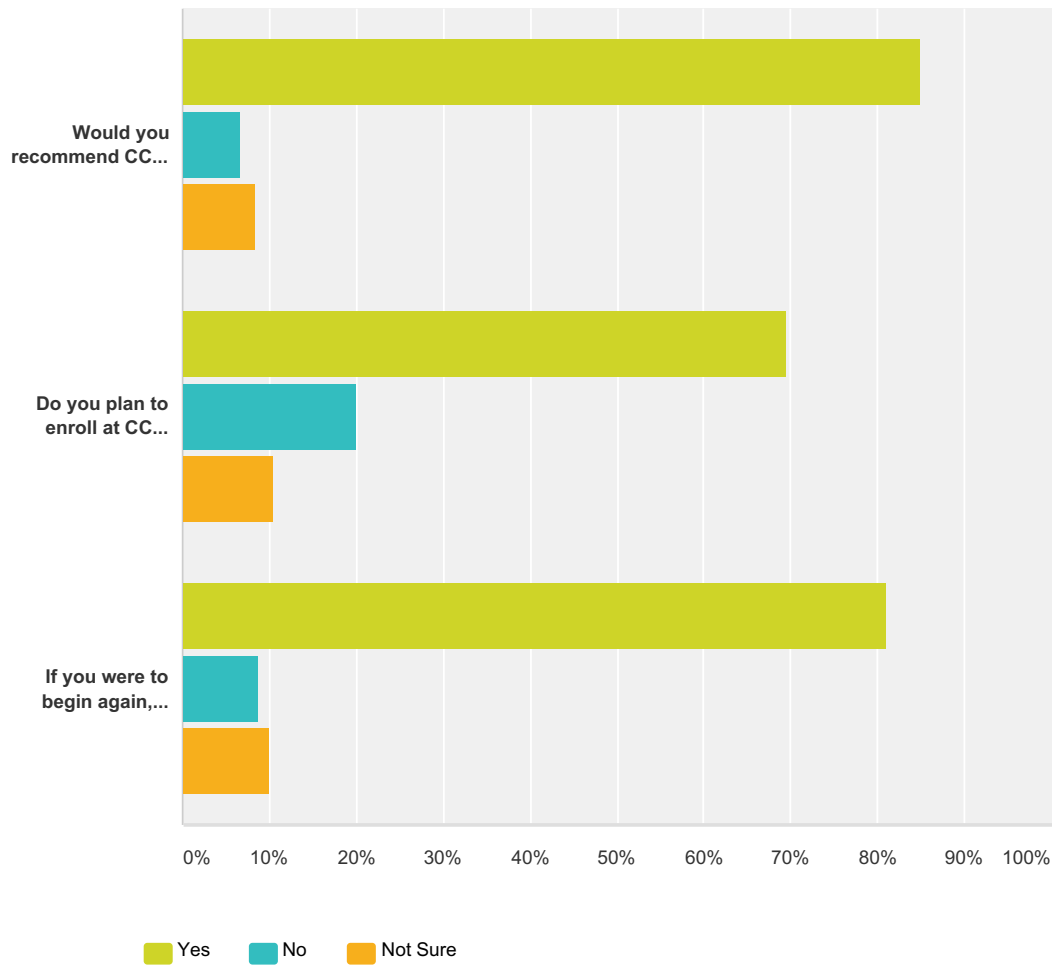
Answered: 929 Skipped: 500



	Very Satisfied or Satisfied	Dissatisfied	Very dissatisfied	Total
The extent to which you are satisfied with your overall CCCC experience	92.37% 835	4.98% 45	2.65% 24	904

Q22 OVERALL PERCEPTION of CCCC:

Answered: 950 Skipped: 479



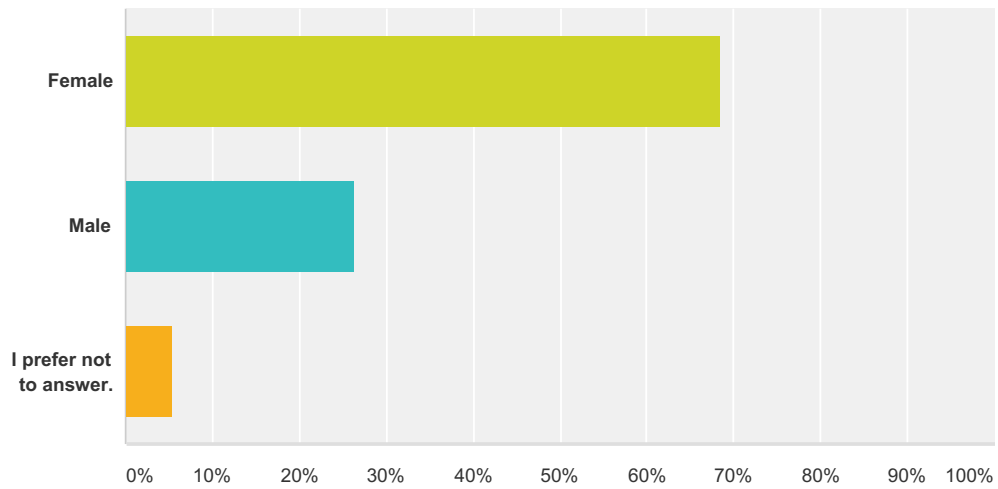
	Yes	No	Not Sure	Total
Would you recommend CCCC to others?	85.01% 805	6.65% 63	8.34% 79	947
Do you plan to enroll at CCCC in 2017-2018?	69.49% 656	20.13% 190	10.38% 98	944
If you were to begin again, would you choose to attend CCCC? If you answer "No" or "Not sure" please explain your reason(s) below	81.08% 754	8.82% 82	10.11% 94	930

Q23 If CCCC did just one thing differently to make your experience better, what would it be?

Answered: 386 Skipped: 1,043

Q24 What is your gender?

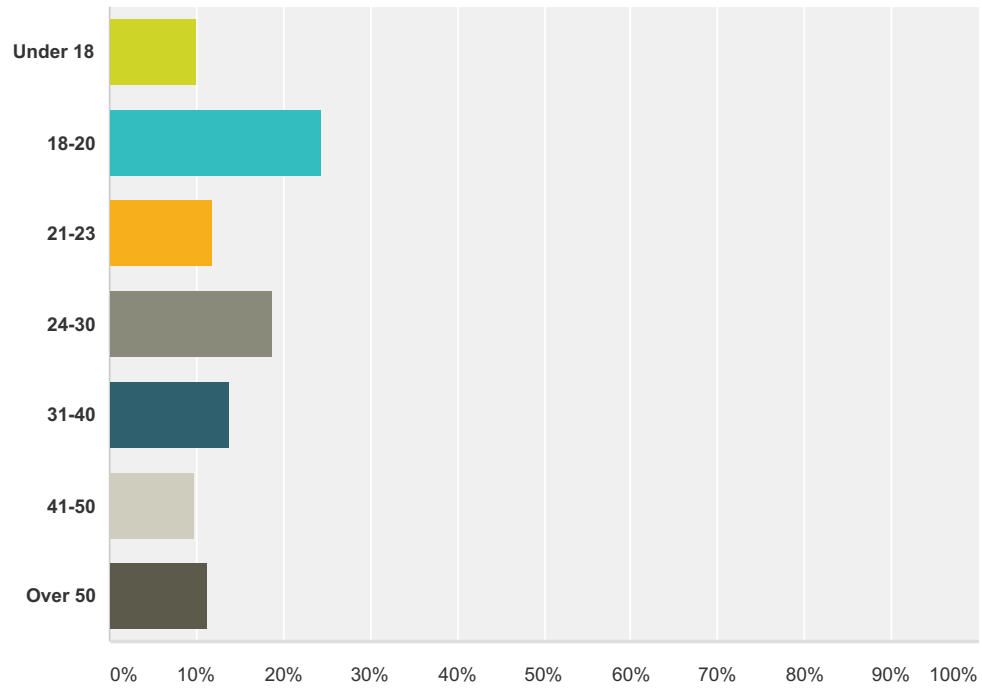
Answered: 965 Skipped: 464



Answer Choices	Responses	Count
Female	68.39%	660
Male	26.22%	253
I prefer not to answer.	5.39%	52
Total		965

Q25 Your age:

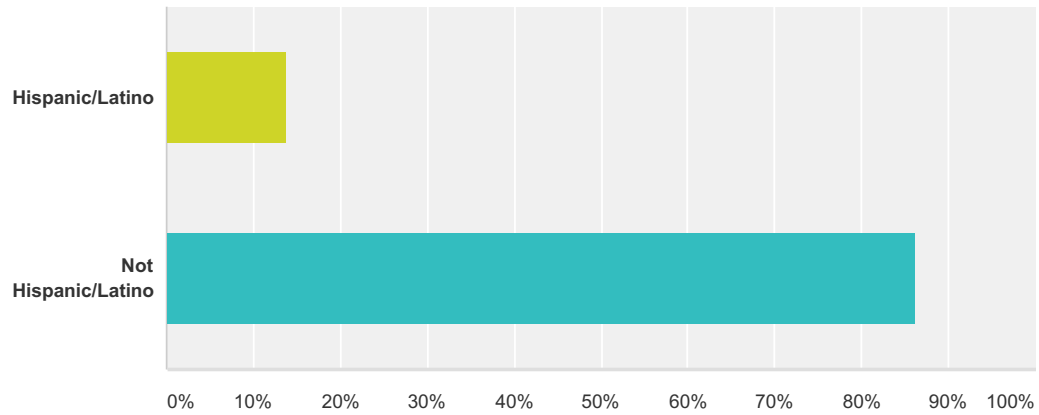
Answered: 929 Skipped: 500



Answer Choices	Responses
Under 18	10.01% 93
18-20	24.33% 226
21-23	11.95% 111
24-30	18.73% 174
31-40	13.78% 128
41-50	9.90% 92
Over 50	11.30% 105
Total	929

Q26 What is your ethnicity?

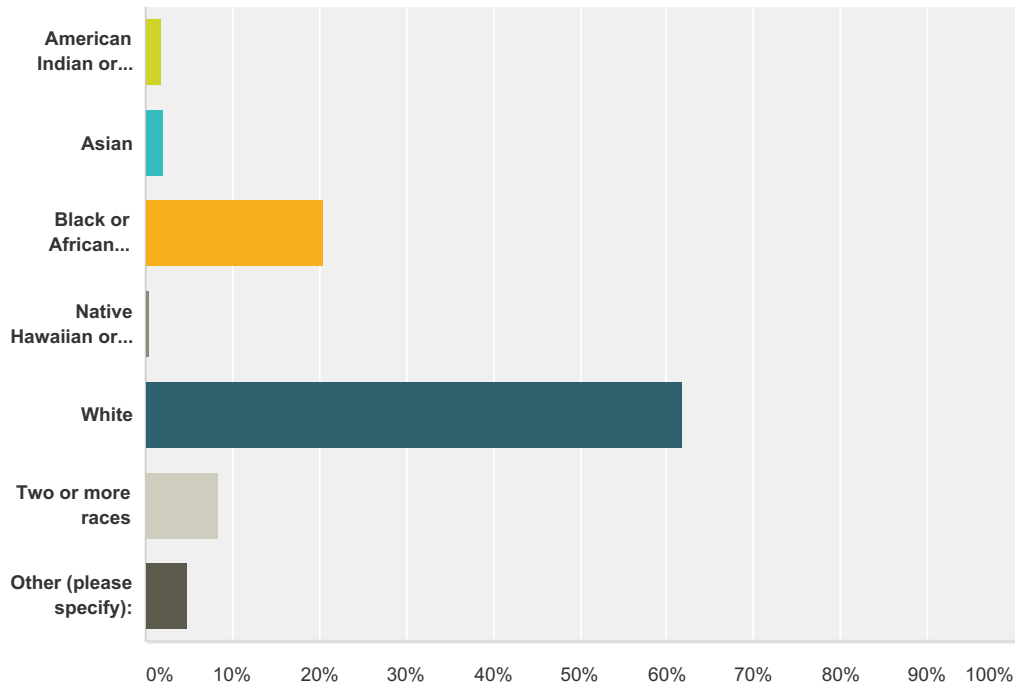
Answered: 899 Skipped: 530



Answer Choices	Responses	
Hispanic/Latino	13.68%	123
Not Hispanic/Latino	86.32%	776
Total		899

Q27 What race do you most identify with?

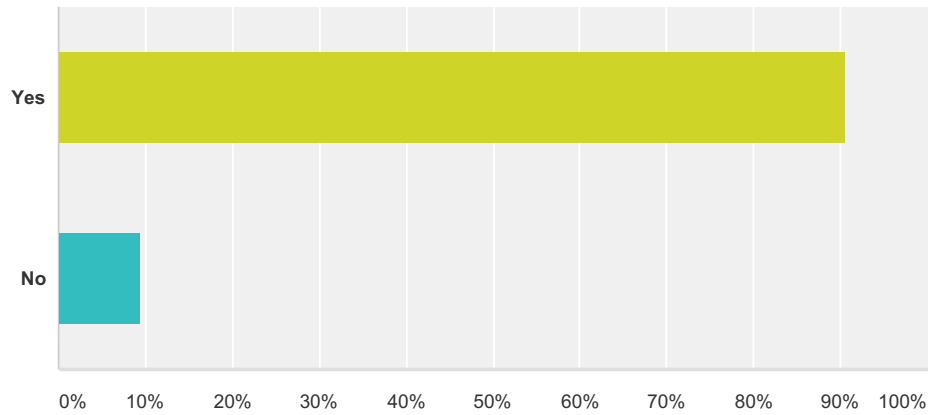
Answered: 895 Skipped: 534



Answer Choices	Responses
American Indian or Alaska Native	1.90% 17
Asian	2.12% 19
Black or African American	20.56% 184
Native Hawaiian or other Pacific Islander	0.34% 3
White	61.90% 554
Two or more races	8.38% 75
Other (please specify):	4.80% 43
Total	895

Q28 Is English your native language?

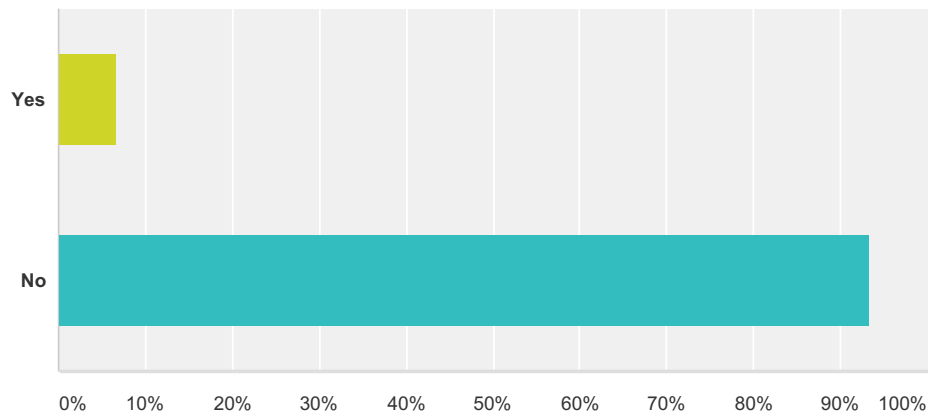
Answered: 927 Skipped: 502



Answer Choices	Responses
Yes	90.61% 840
No	9.39% 87
Total	927

Q29 Are you active duty or a veteran of the U.S. Armed Forces?

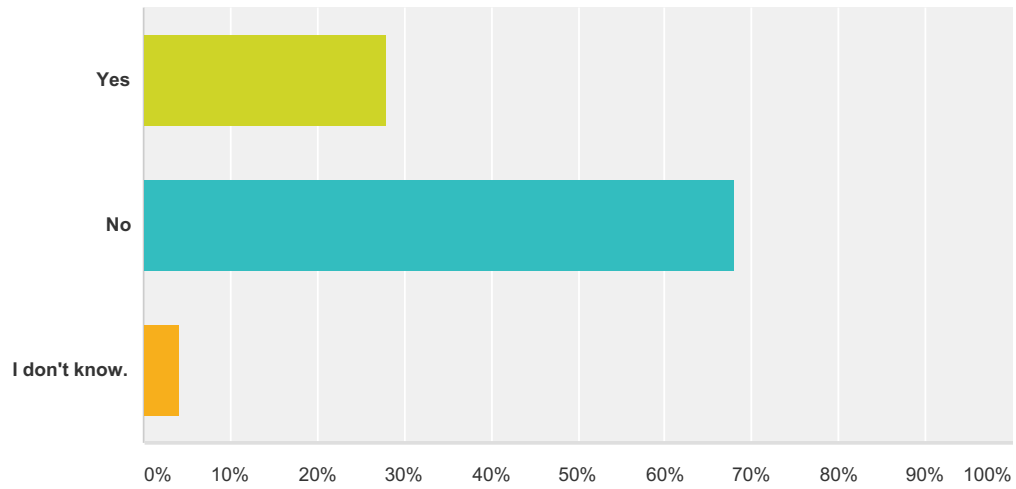
Answered: 926 Skipped: 503



Answer Choices	Responses
Yes	6.70% 62
No	93.30% 864
Total	926

Q30 When you graduate, will you be the first person in your family to have earned a degree?

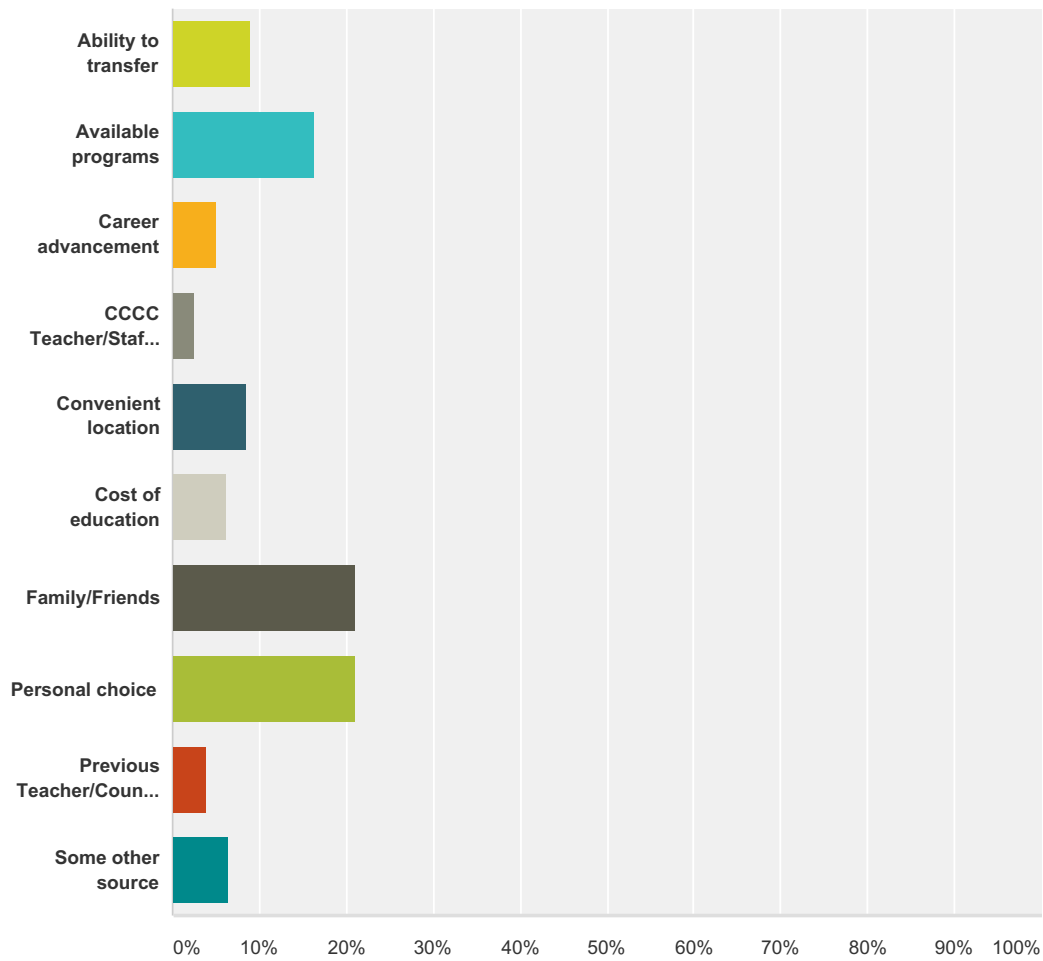
Answered: 932 Skipped: 497



Answer Choices	Responses	Count
Yes	27.90%	260
No	68.03%	634
I don't know.	4.08%	38
Total		932

Q31 What influence or who, impacted your decision to attend CCCC?

Answered: 895 Skipped: 534

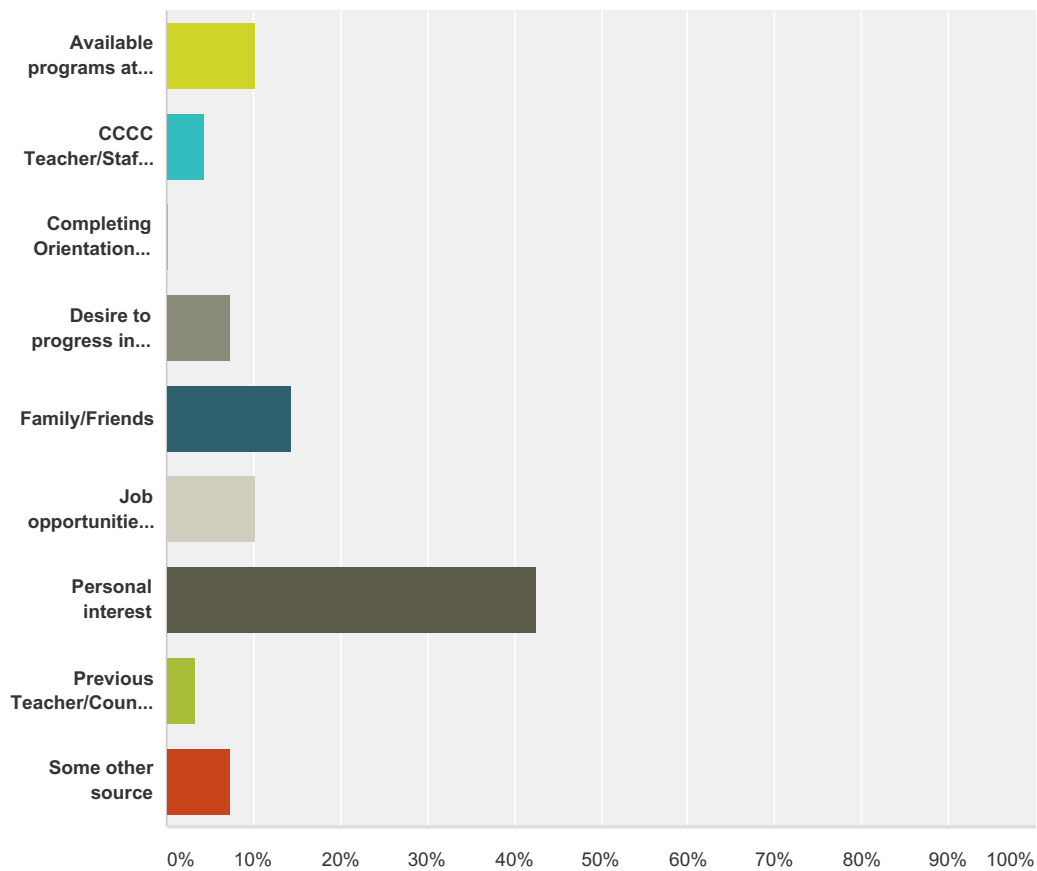


Answer Choices	Responses
Ability to transfer	8.94% 80
Available programs	16.20% 145
Career advancement	4.92% 44
CCCC Teacher/Staff member	2.57% 23
Convenient location	8.60% 77
Cost of education	6.26% 56
Family/Friends	21.12% 189
Personal choice	21.01% 188
Previous Teacher/Counselor	4.02% 36
Some other source	6.37% 57

Total	895
-------	-----

Q32 What influence or who, impacted your choice of major?

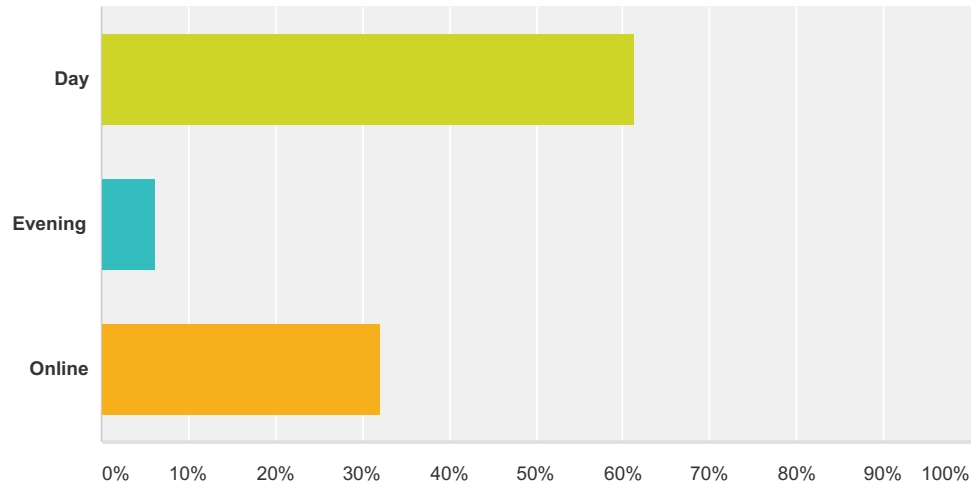
Answered: 866 Skipped: 563



Answer Choices	Responses
Available programs at CCC	10.28% 89
CCC Teacher/Staff member	4.39% 38
Completing Orientation Career Questionnaire (such as RIASEC)	0.23% 2
Desire to progress in current field	7.27% 63
Family/Friends	14.43% 125
Job opportunities in that field	10.16% 88
Personal interest	42.49% 368
Previous Teacher/Counselor	3.35% 29
Some other source	7.39% 64
Total	866

Q33 When do you usually attend class?

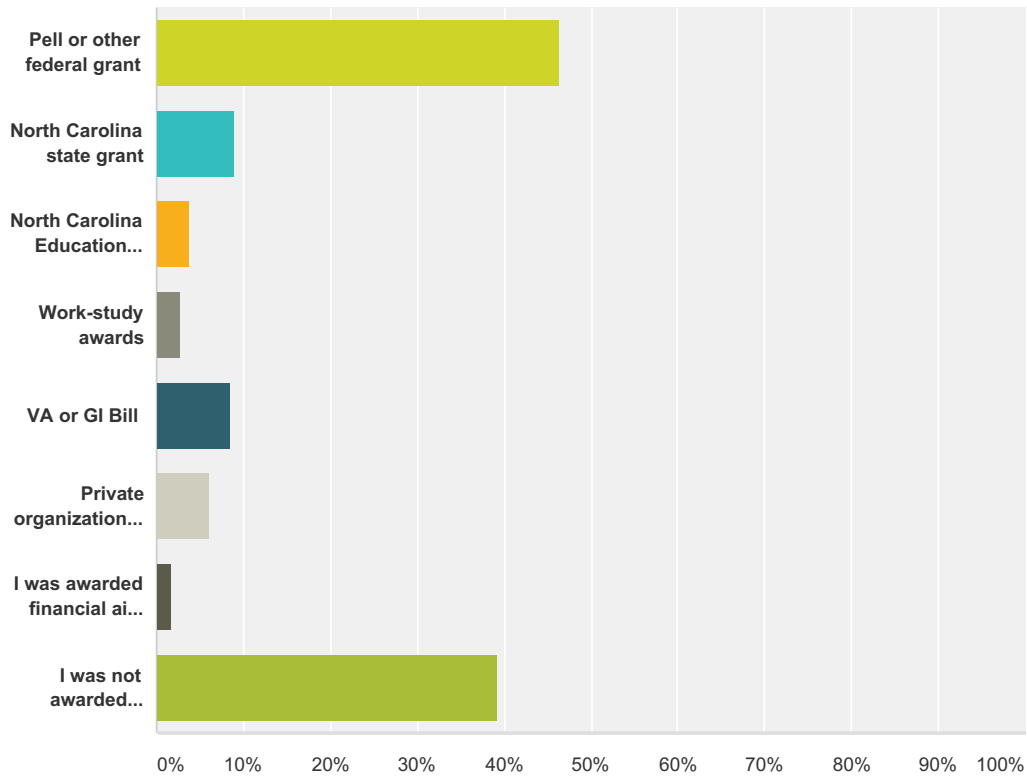
Answered: 912 Skipped: 517



Answer Choices	Responses
Day	61.40% 560
Evening	6.36% 58
Online	32.24% 294
Total	912

Q34 What kind of financial aid did you receive to help you pay for college? (Check all that apply)

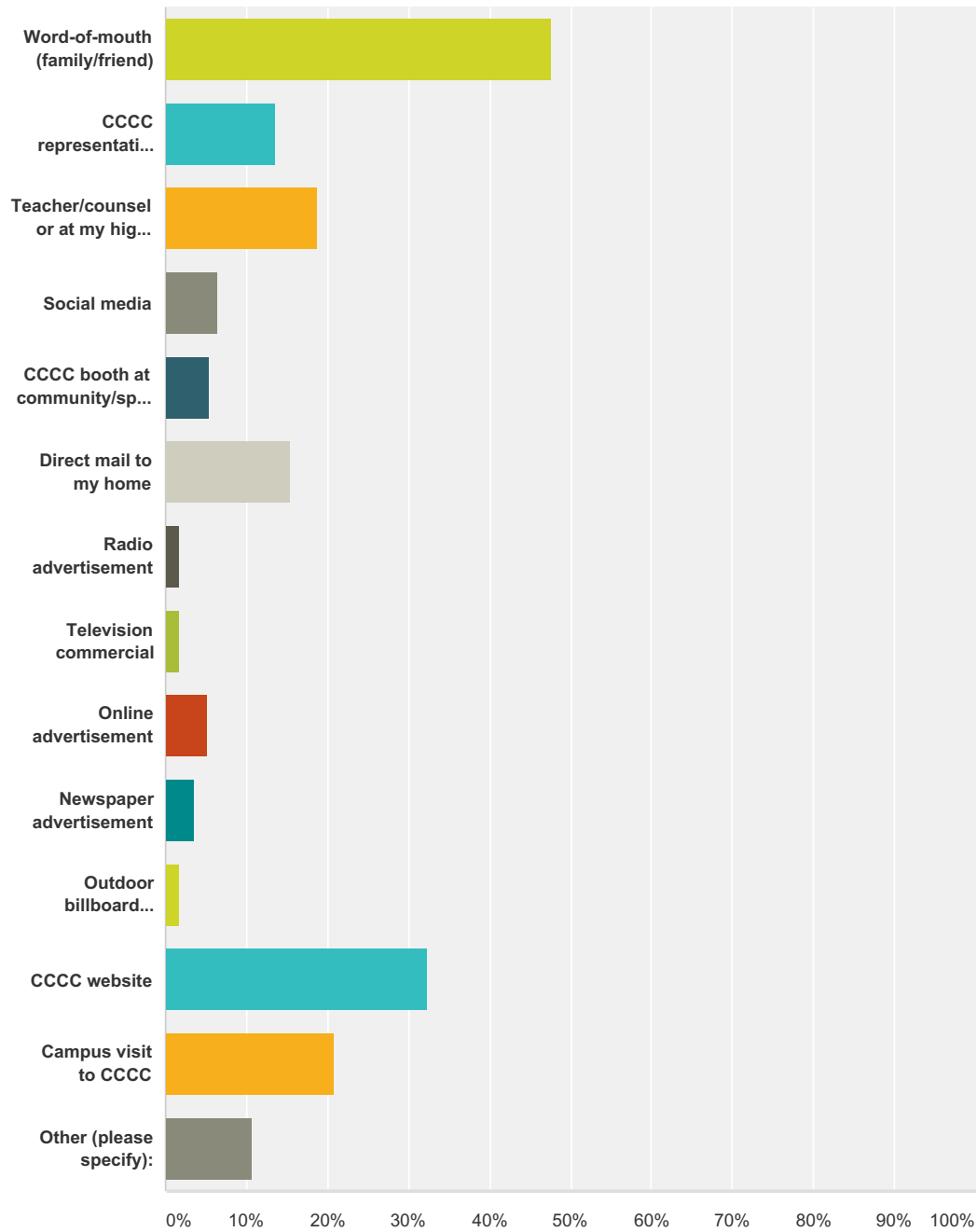
Answered: 875 Skipped: 554



Answer Choices	Responses
Pell or other federal grant	46.29% 405
North Carolina state grant	8.91% 78
North Carolina Education Lottery grant	3.66% 32
Work-study awards	2.63% 23
VA or GI Bill	8.46% 74
Private organization scholarship	6.06% 53
I was awarded financial aid, but I did not accept financial aid.	1.71% 15
I was not awarded financial aid.	39.20% 343
Total Respondents: 875	

Q35 Which way(s) did you learn about CCCC before enrolling? (Check all that apply)

Answered: 898 Skipped: 531

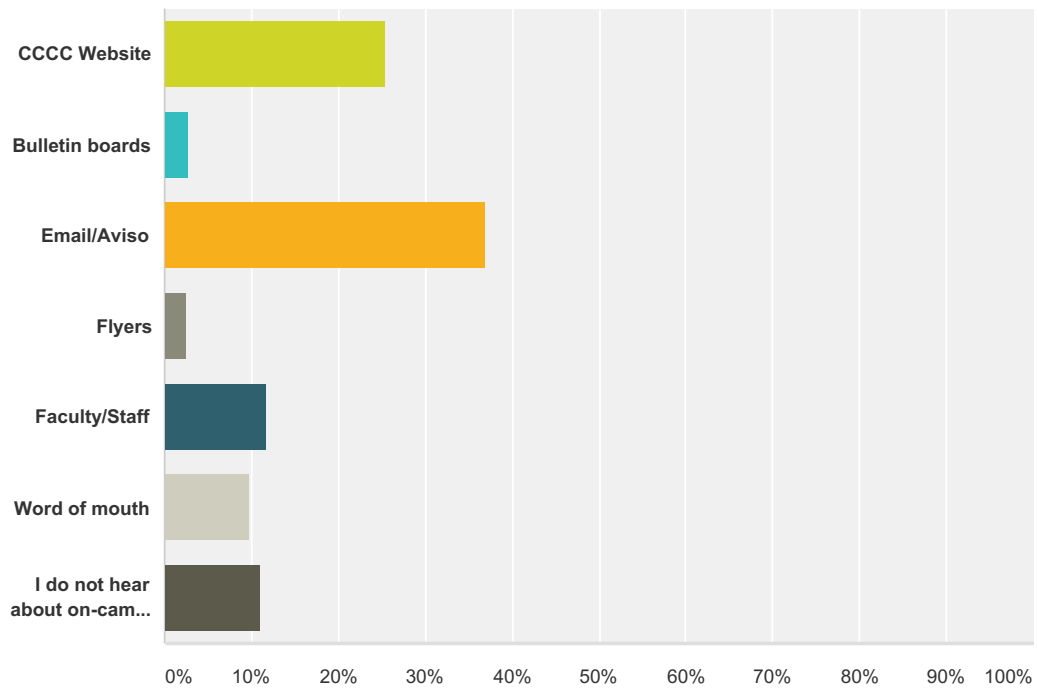


Answer Choices	Responses
Word-of-mouth (family/friend)	47.66% 428
CCCC representative visit to my high school	13.47% 121
Teacher/counselor at my high school	18.82% 169

Social media	6.57%	59
CCCC booth at community/special event	5.35%	48
Direct mail to my home	15.48%	139
Radio advertisement	1.67%	15
Television commercial	1.67%	15
Online advertisement	5.23%	47
Newspaper advertisement	3.56%	32
Outdoor billboard advertisement	1.67%	15
CCCC website	32.41%	291
Campus visit to CCCC	20.94%	188
Other (please specify):	10.58%	95
Total Respondents: 898		

Q36 How do you typically learn about on-campus activities at CCCC?

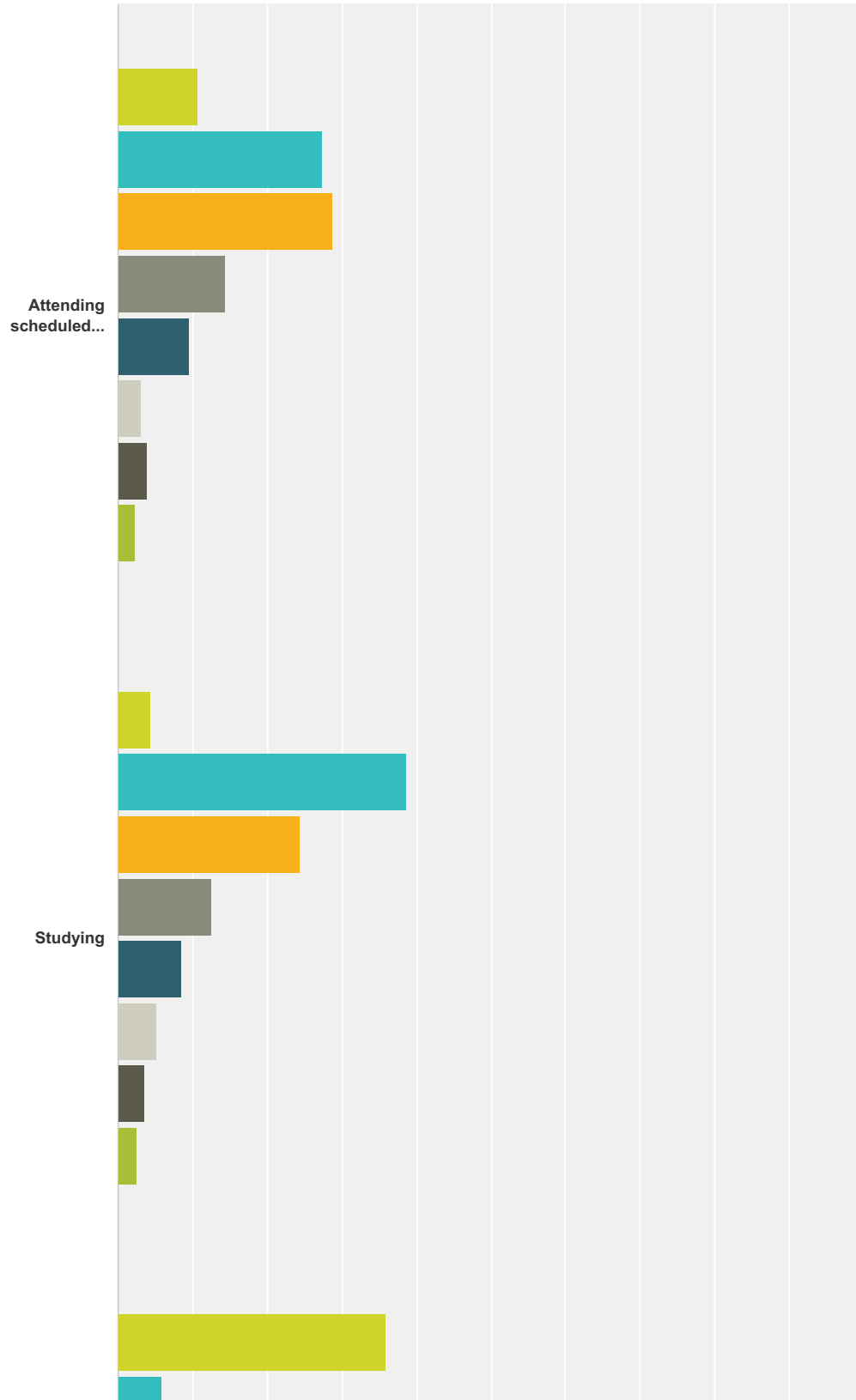
Answered: 912 Skipped: 517

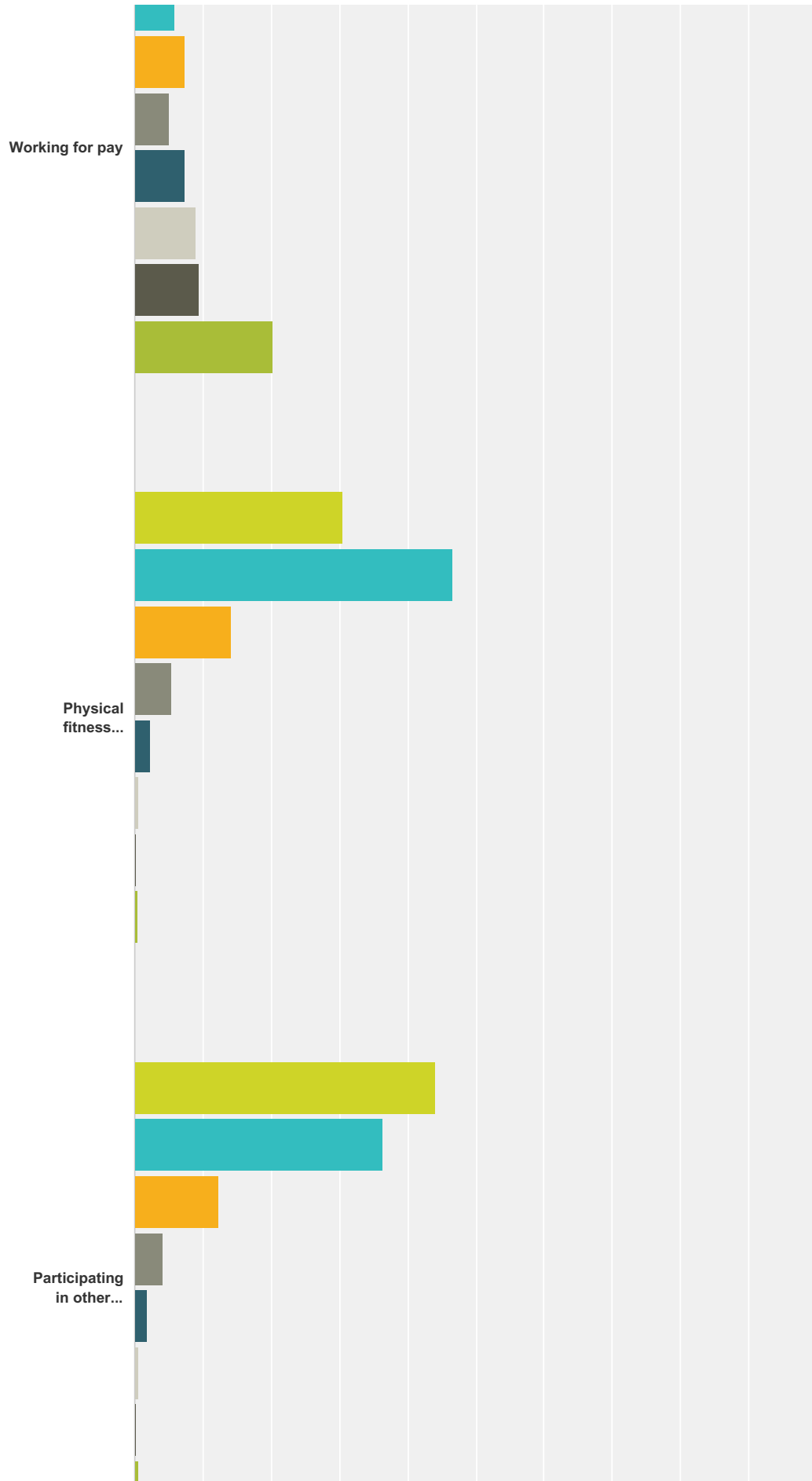


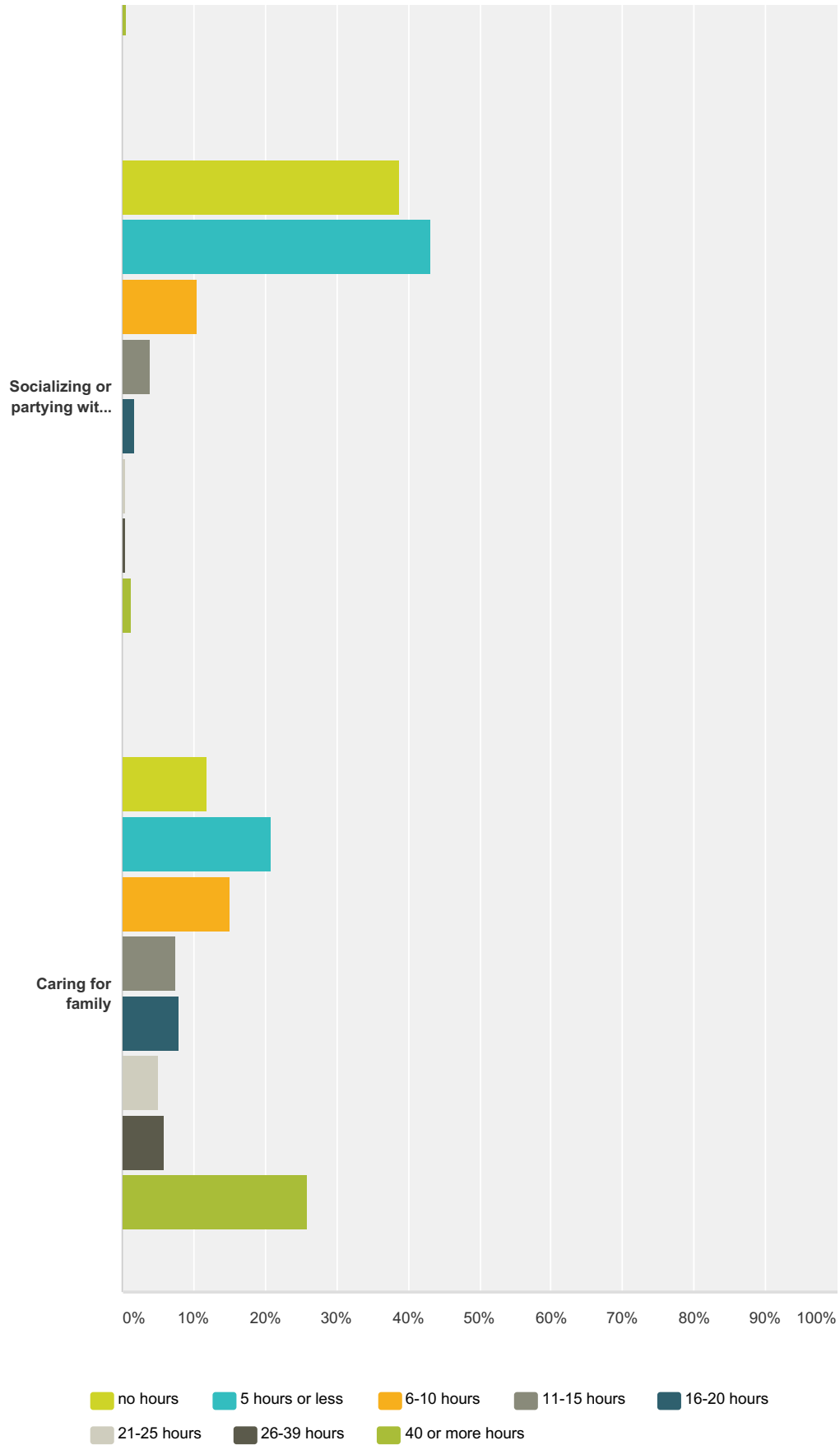
Answer Choices	Responses
CCCC Website	25.44% 232
Bulletin boards	2.63% 24
Email/Aviso	36.95% 337
Flyers	2.52% 23
Faculty/Staff	11.62% 106
Word of mouth	9.76% 89
I do not hear about on-campus activities.	11.07% 101
Total	912

Q37 During the current semester, about how many hours do you spend in a typical week doing the following?

Answered: 913 Skipped: 516



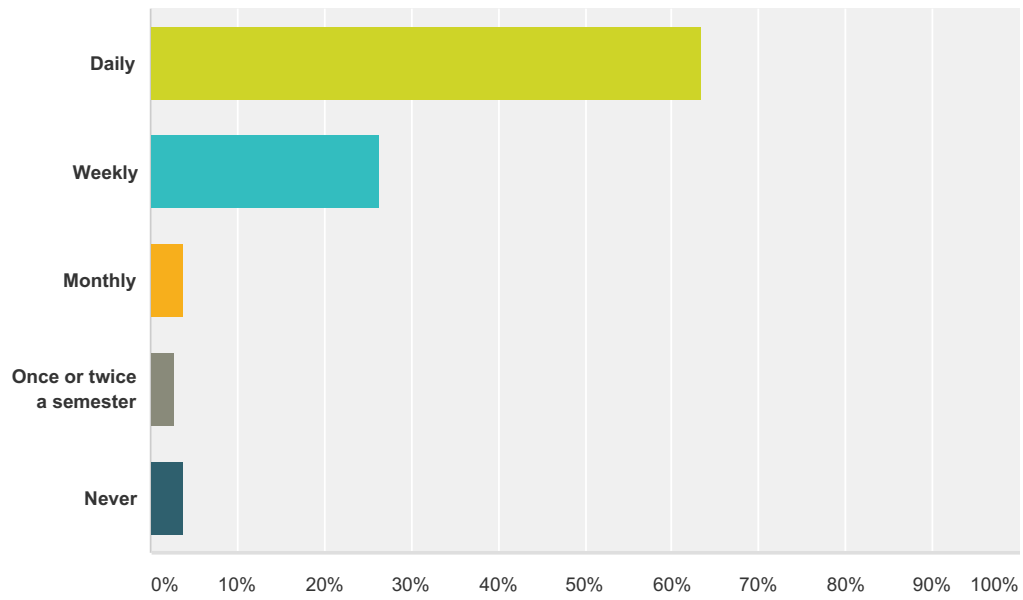




	no hours	5 hours or less	6-10 hours	11-15 hours	16-20 hours	21-25 hours	26-39 hours	40 or more hours	Total
Attending scheduled classes/labs	10.67% 96	27.33% 246	28.89% 260	14.33% 129	9.56% 86	3.11% 28	3.89% 35	2.22% 20	900
Studying	4.42% 40	38.67% 350	24.42% 221	12.60% 114	8.51% 77	5.19% 47	3.65% 33	2.54% 23	905
Working for pay	35.95% 321	5.94% 53	7.39% 66	4.93% 44	7.28% 65	8.96% 80	9.29% 83	20.27% 181	893
Physical fitness (sports, exercise, etc.)	30.52% 275	46.50% 419	14.10% 127	5.44% 49	2.22% 20	0.67% 6	0.11% 1	0.44% 4	901
Participating in other extracurricular activities	43.96% 393	36.24% 324	12.30% 110	4.14% 37	1.90% 17	0.56% 5	0.22% 2	0.67% 6	894
Socializing or partying with friends	38.81% 347	43.18% 386	10.40% 93	3.91% 35	1.57% 14	0.45% 4	0.45% 4	1.23% 11	894
Caring for family	11.90% 107	20.91% 188	15.02% 135	7.45% 67	8.01% 72	5.01% 45	5.90% 53	25.81% 232	899

Q38 On average, how often do you check messages sent to your CougarMail?

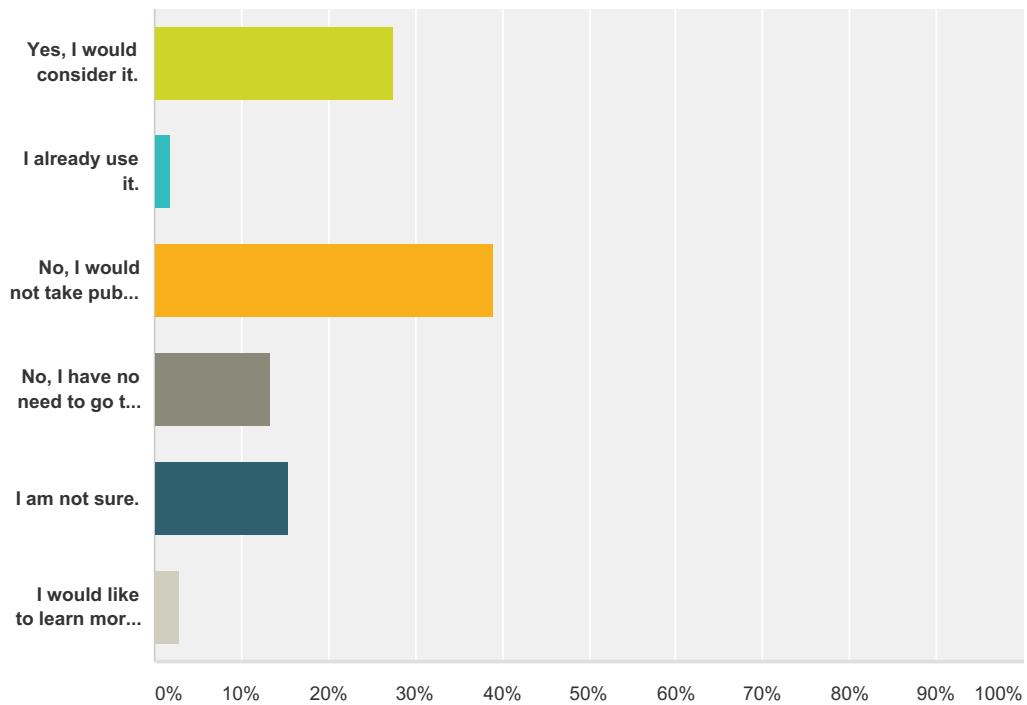
Answered: 915 Skipped: 514



Answer Choices	Responses
Daily	63.39% 580
Weekly	26.23% 240
Monthly	3.83% 35
Once or twice a semester	2.73% 25
Never	3.83% 35
Total	915

Q39 Would you consider using public transportation to get to campus?

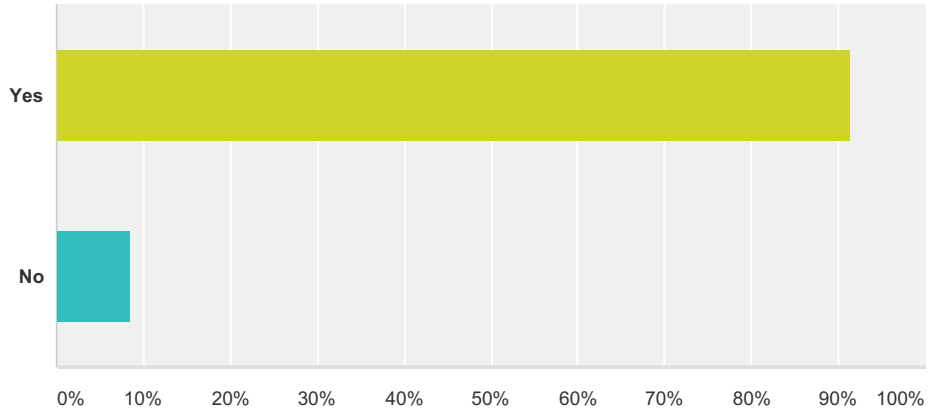
Answered: 915 Skipped: 514



Answer Choices	Responses
Yes, I would consider it.	27.54% 252
I already use it.	1.86% 17
No, I would not take public transportation.	39.02% 357
No, I have no need to go to campus.	13.33% 122
I am not sure.	15.41% 141
I would like to learn more about public transportation to/from CCCC.	2.84% 26
Total	915

Q40 I am aware of the alcohol and other drug policy found in the Student Code of Conduct section of the CCCC Student Planner and Handbook.

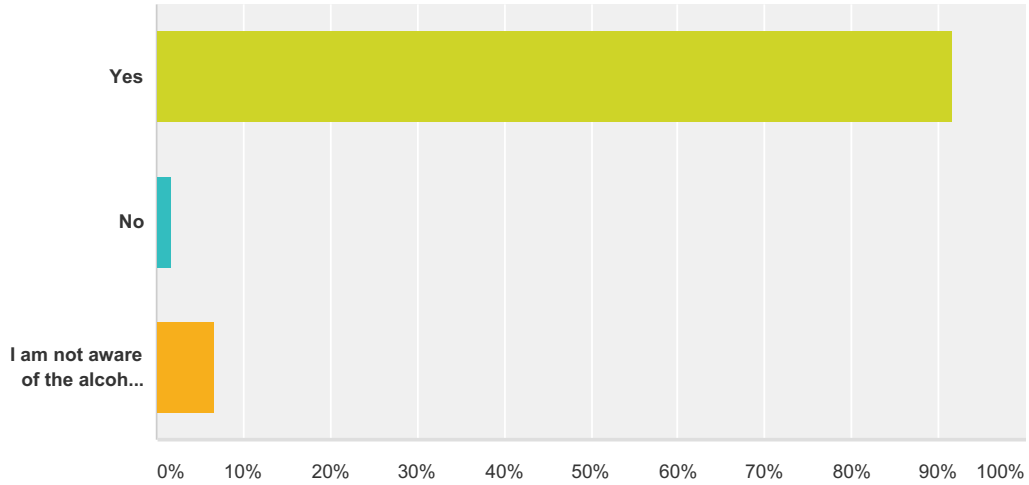
Answered: 915 Skipped: 514



Answer Choices	Responses
Yes	91.48% 837
No	8.52% 78
Total	915

Q41 I understand the disciplinary sanctions that may be taken if I violate the alcohol and other drug policy in the Student Code of Conduct section of the CCC Student Planner and Handbook.

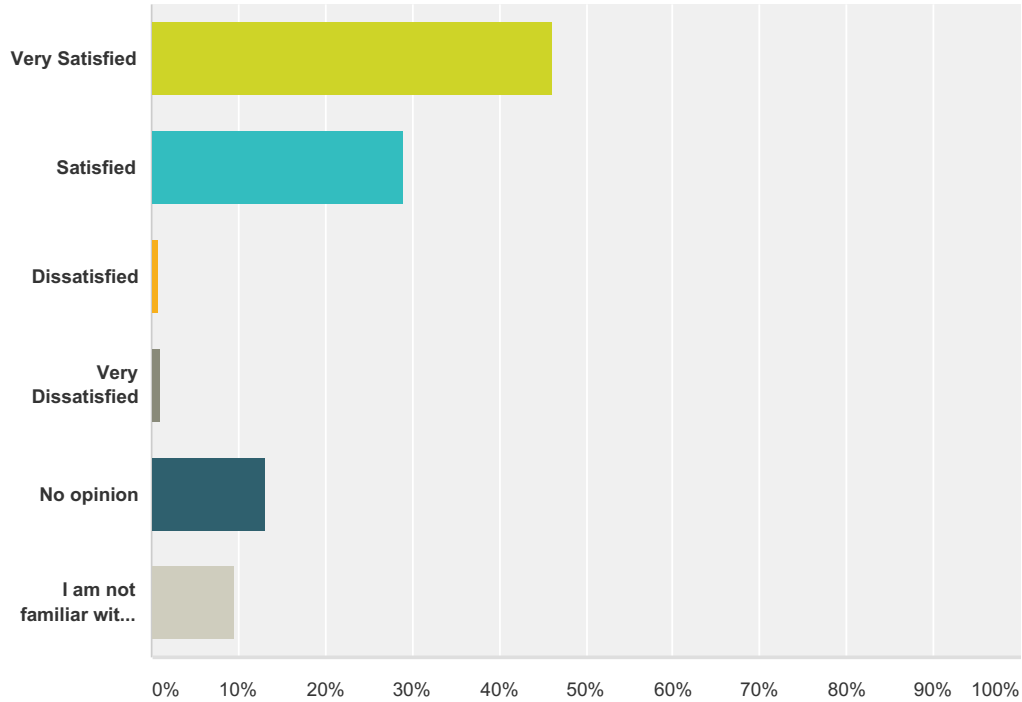
Answered: 916 Skipped: 513



Answer Choices	Responses
Yes	91.59% 839
No	1.64% 15
I am not aware of the alcohol and other drug policy.	6.77% 62
Total	916

Q42 How satisfied are you that the alcohol and other drug policy in the Student Code of Conduct section of the CCCC Student Planner and Handbook has been consistently enforced?

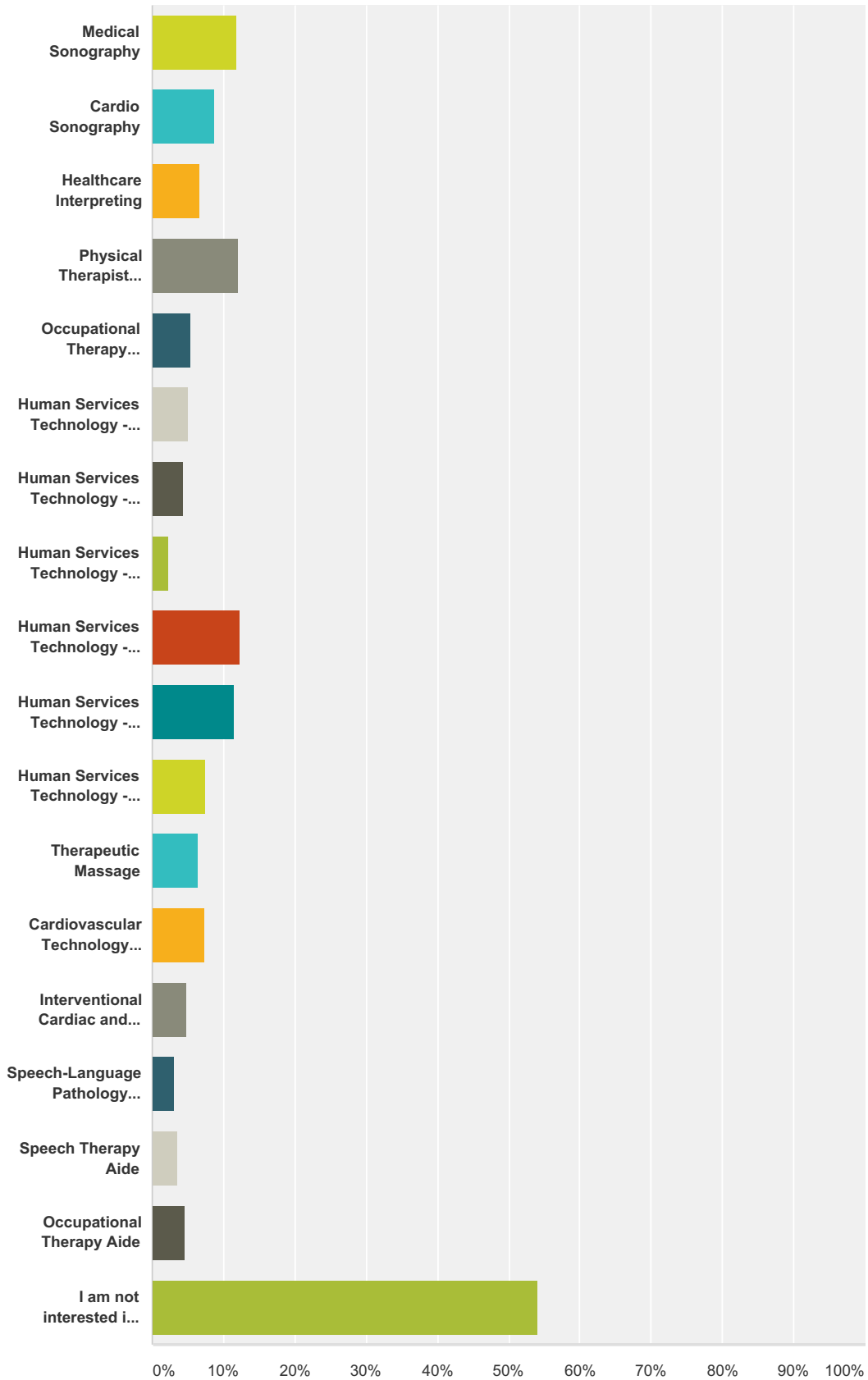
Answered: 911 Skipped: 518



Answer Choices	Responses
Very Satisfied	46.21% 421
Satisfied	29.09% 265
Dissatisfied	0.88% 8
Very Dissatisfied	1.10% 10
No opinion	13.06% 119
I am not familiar with any enforcement of the alcohol or other drug policy.	9.66% 88
Total	911

Q43 Please check if you would be interested in pursuing any of the below Health Science programs.

Answered: 770 Skipped: 659

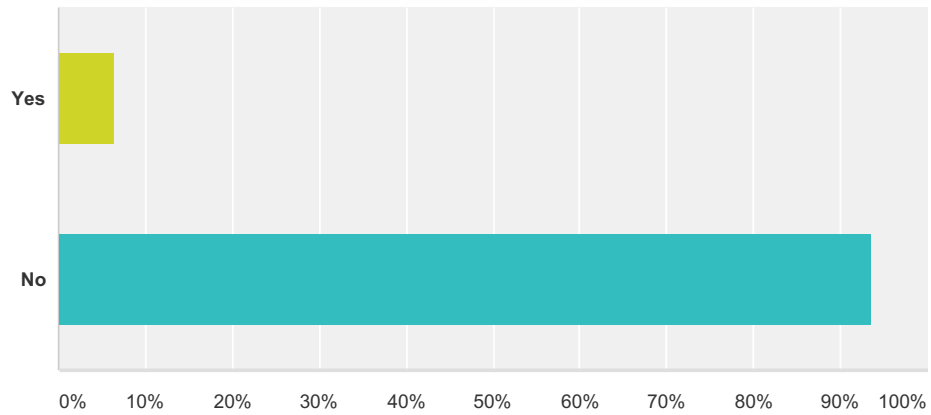


Answer Choices	Responses
Medical Sonography	11.82% 91

Cardio Sonography	8.70%	67
Healthcare Interpreting	6.62%	51
Physical Therapist Assistant	12.21%	94
Occupational Therapy Assistant	5.32%	41
Human Services Technology - Animal Assisted Interactions	4.94%	38
Human Services Technology - Developmental Disabilities	4.29%	33
Human Services Technology - Gerontology	2.34%	18
Human Services Technology - Mental Health	12.34%	95
Human Services Technology - Social Services	11.56%	89
Human Services Technology - Substance Abuse	7.53%	58
Therapeutic Massage	6.49%	50
Cardiovascular Technology (Invasive/Non-Invasive)	7.40%	57
Interventional Cardiac and Vascular Technology	4.81%	37
Speech-Language Pathology Assistant	3.12%	24
Speech Therapy Aide	3.51%	27
Occupational Therapy Aide	4.68%	36
I am not interested in any Health Science programs	54.16%	417
Total Respondents: 770		

Q44 Would you like an administrator to contact you about concerns you expressed in this survey? (such as advising)

Answered: 909 Skipped: 520



Answer Choices	Responses
Yes	6.38% 58
No	93.62% 851
Total	909

Q45 Please fill out your contact info below so that an administrator can follow-up with you about concerns you expressed in this survey.

Answered: 56 Skipped: 1,373

Answer Choices	Responses	
Name:	98.21%	55
Email Address:	89.29%	50
Phone Number:	83.93%	47