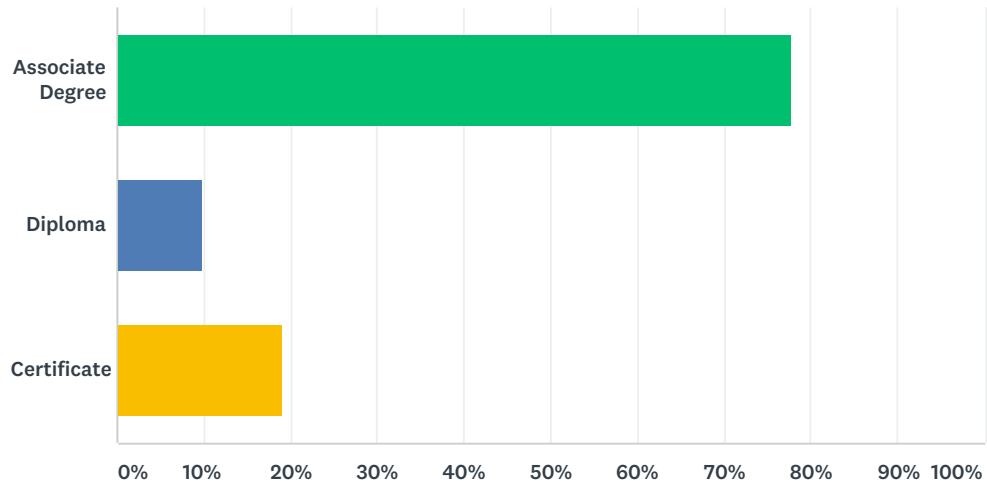


Q3 Indicate the credential(s) you earned in 2016-2017:

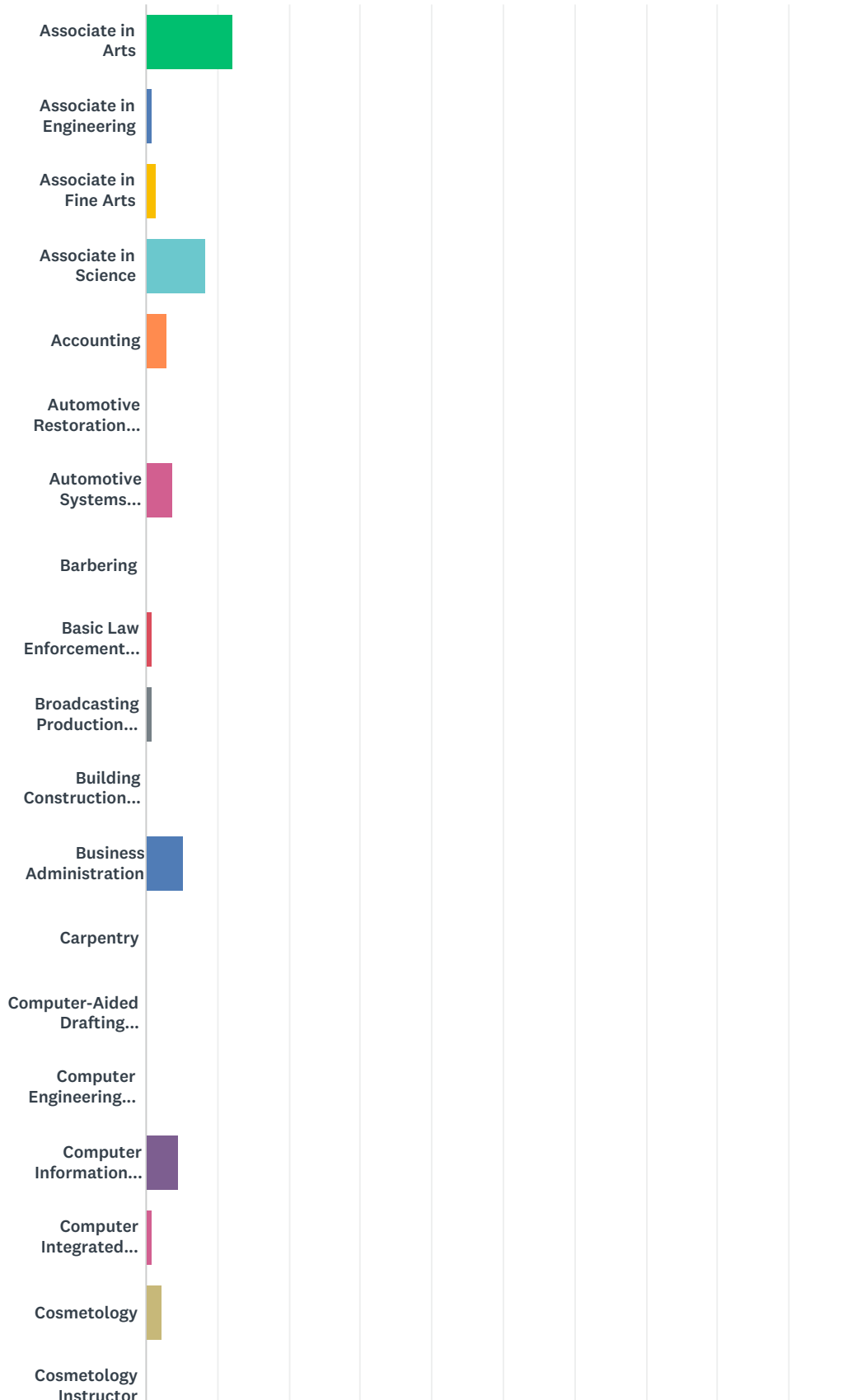
Answered: 131 Skipped: 1

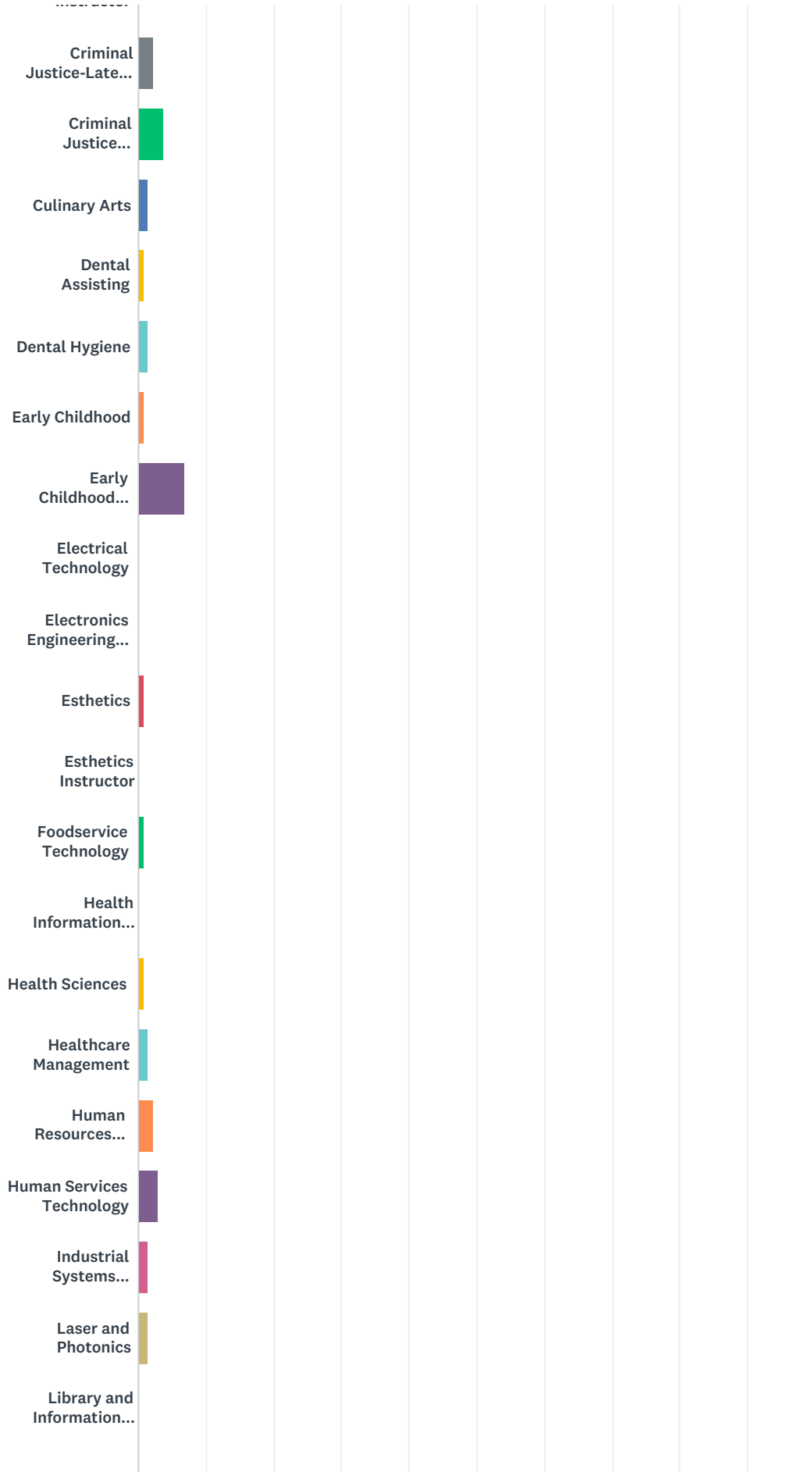


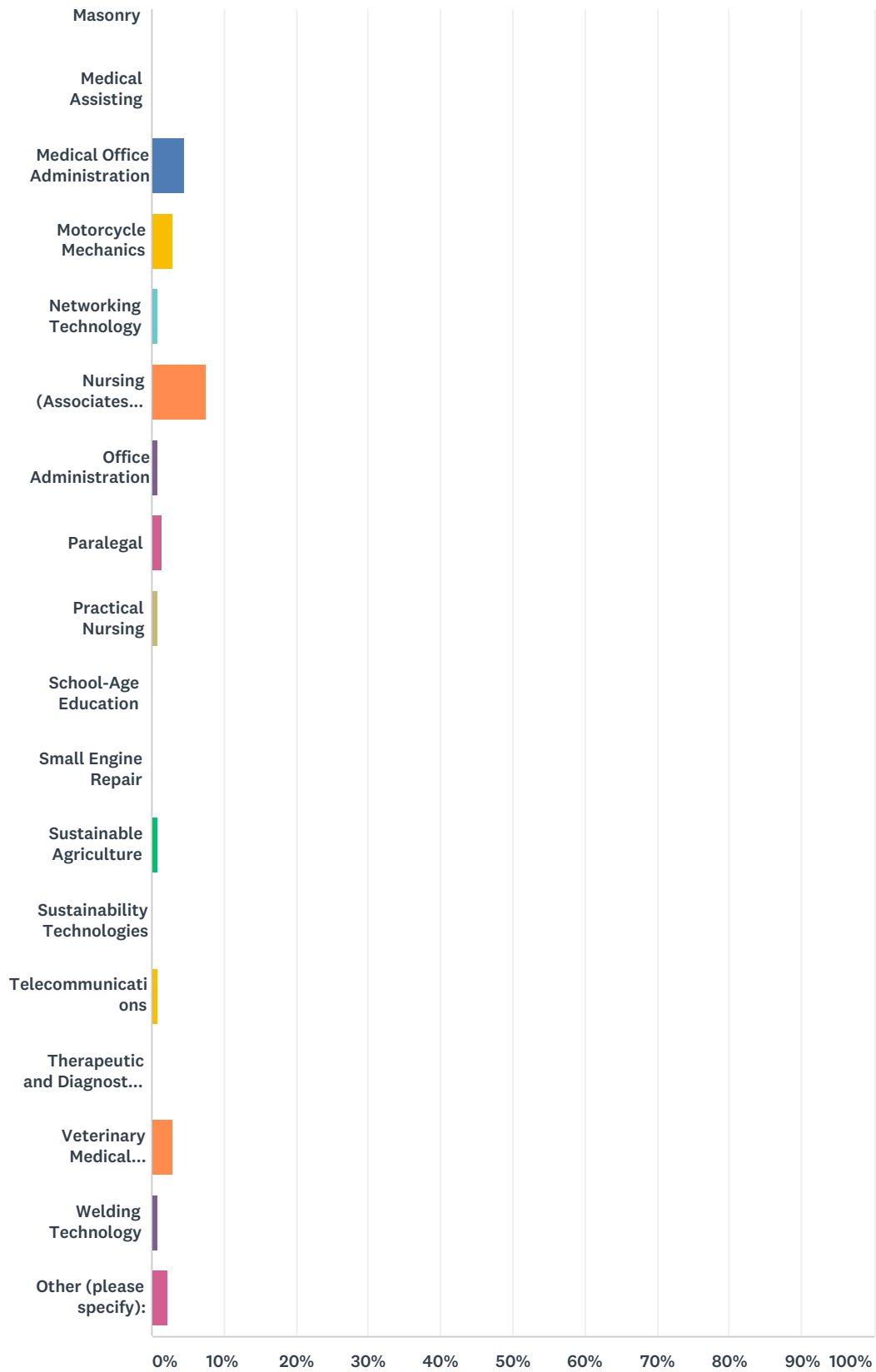
ANSWER CHOICES	RESPONSES
Associate Degree	77.86% 102
Diploma	9.92% 13
Certificate	19.08% 25
Total Respondents: 131	

Q4 Please indicate your primary major/program of study:

Answered: 132 Skipped: 0







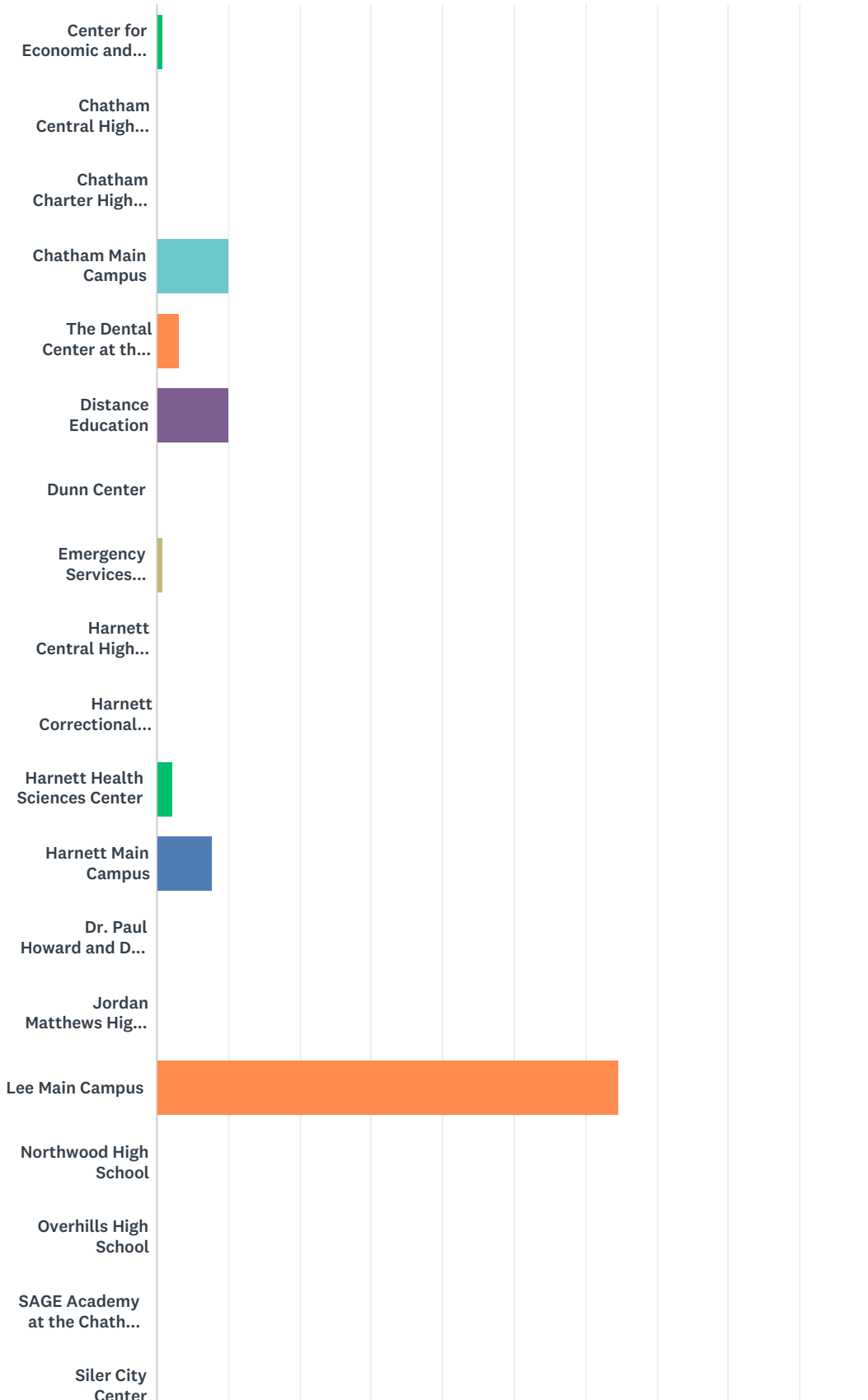
ANSWER CHOICES	RESPONSES	
Associate in Arts	12.12%	16
Associate in Engineering	0.76%	1

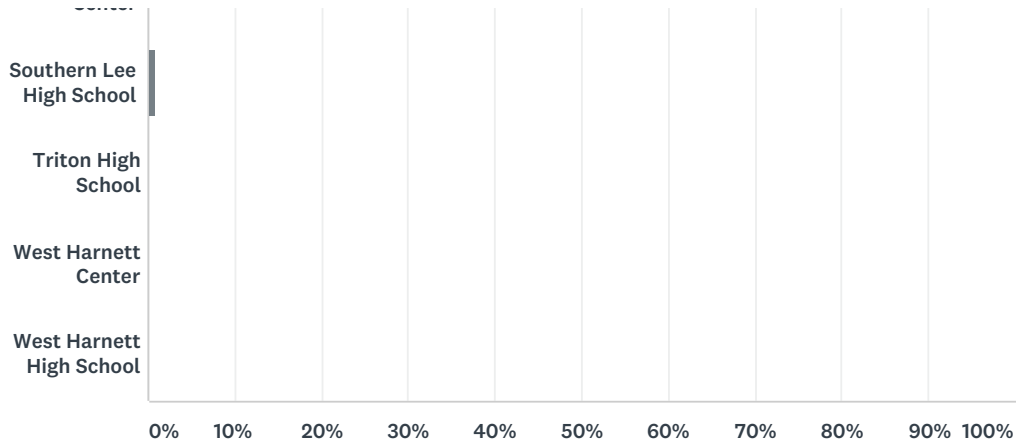
Associate in Fine Arts	1.52%	2
Associate in Science	8.33%	11
Accounting	3.03%	4
Automotive Restoration Technology	0.00%	0
Automotive Systems Technology	3.79%	5
Barbering	0.00%	0
Basic Law Enforcement Training	0.76%	1
Broadcasting Production Technology	0.76%	1
Building Construction Technology	0.00%	0
Business Administration	5.30%	7
Carpentry	0.00%	0
Computer-Aided Drafting Technology	0.00%	0
Computer Engineering Technology	0.00%	0
Computer Information Technology	4.55%	6
Computer Integrated Machining	0.76%	1
Cosmetology	2.27%	3
Cosmetology Instructor	0.00%	0
Criminal Justice-Latent Evidence	2.27%	3
Criminal Justice Technology	3.79%	5
Culinary Arts	1.52%	2
Dental Assisting	0.76%	1
Dental Hygiene	1.52%	2
Early Childhood	0.76%	1
Early Childhood Education	6.82%	9
Electrical Technology	0.00%	0
Electronics Engineering Technology	0.00%	0
Esthetics	0.76%	1
Esthetics Instructor	0.00%	0
Foodservice Technology	0.76%	1
Health Information Technology	0.00%	0
Health Sciences	0.76%	1
Healthcare Management	1.52%	2
Human Resources Management	2.27%	3
Human Services Technology	3.03%	4

Industrial Systems Technology	1.52%	2
Laser and Photonics	1.52%	2
Library and Information Technology	0.00%	0
Masonry	0.00%	0
Medical Assisting	0.00%	0
Medical Office Administration	4.55%	6
Motorcycle Mechanics	3.03%	4
Networking Technology	0.76%	1
Nursing (Associates Degree)	7.58%	10
Office Administration	0.76%	1
Paralegal	1.52%	2
Practical Nursing	0.76%	1
School-Age Education	0.00%	0
Small Engine Repair	0.00%	0
Sustainable Agriculture	0.76%	1
Sustainability Technologies	0.00%	0
Telecommunications	0.76%	1
Therapeutic and Diagnostic Services	0.00%	0
Veterinary Medical Technology	3.03%	4
Welding Technology	0.76%	1
Other (please specify):	2.27%	3
TOTAL		132

Q5 Which campus/location did you primarily attend?

Answered: 130 Skipped: 2

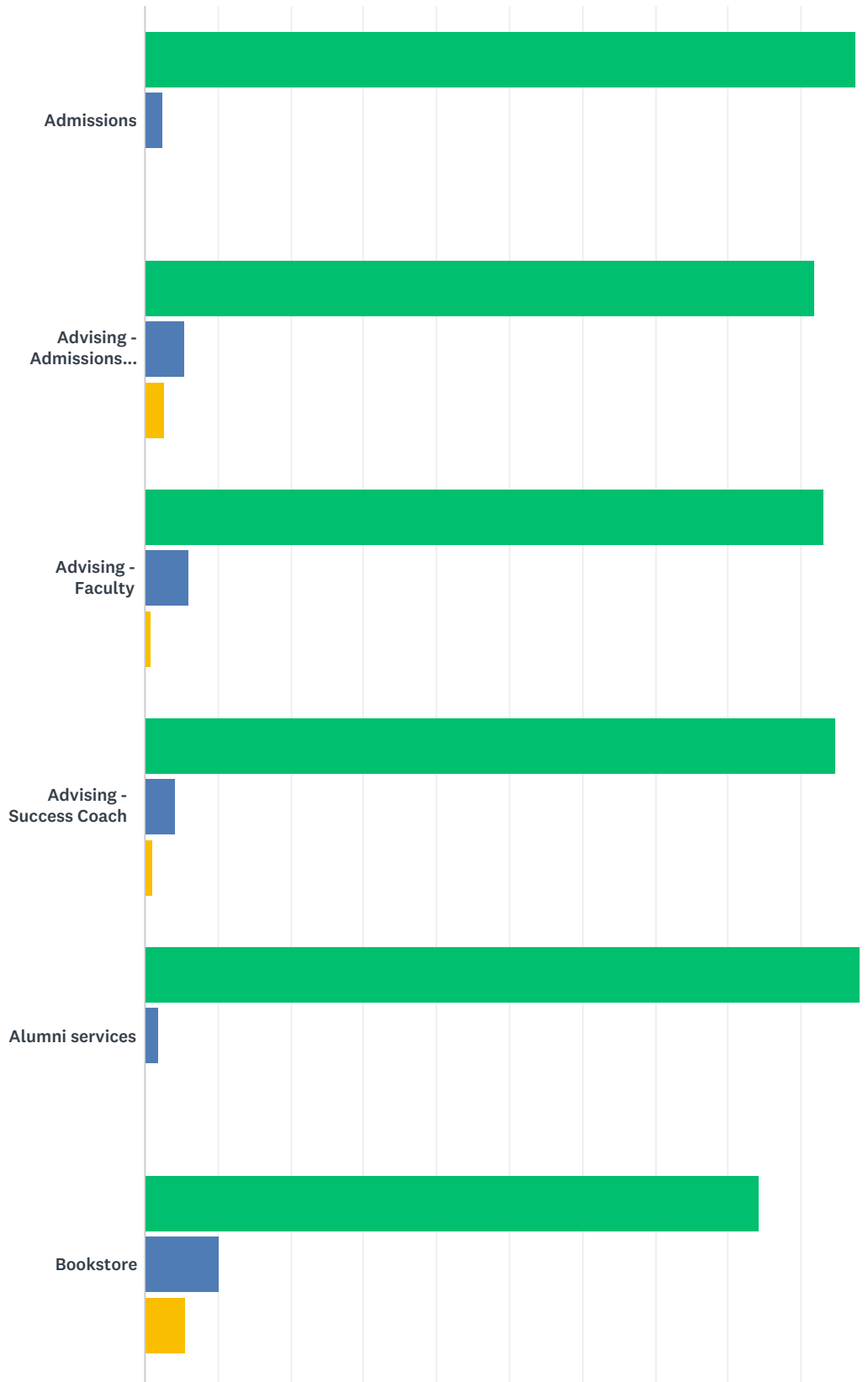


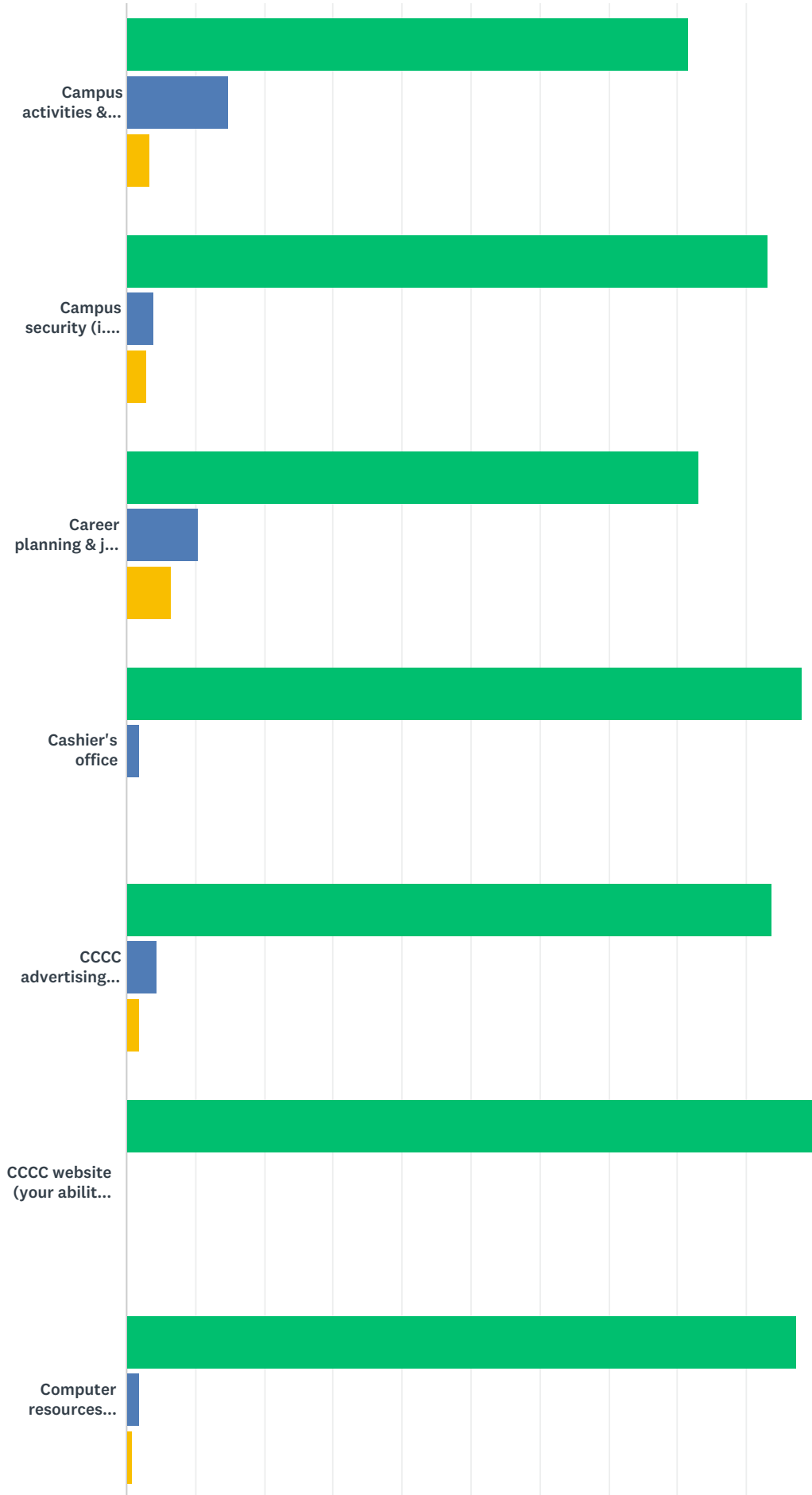


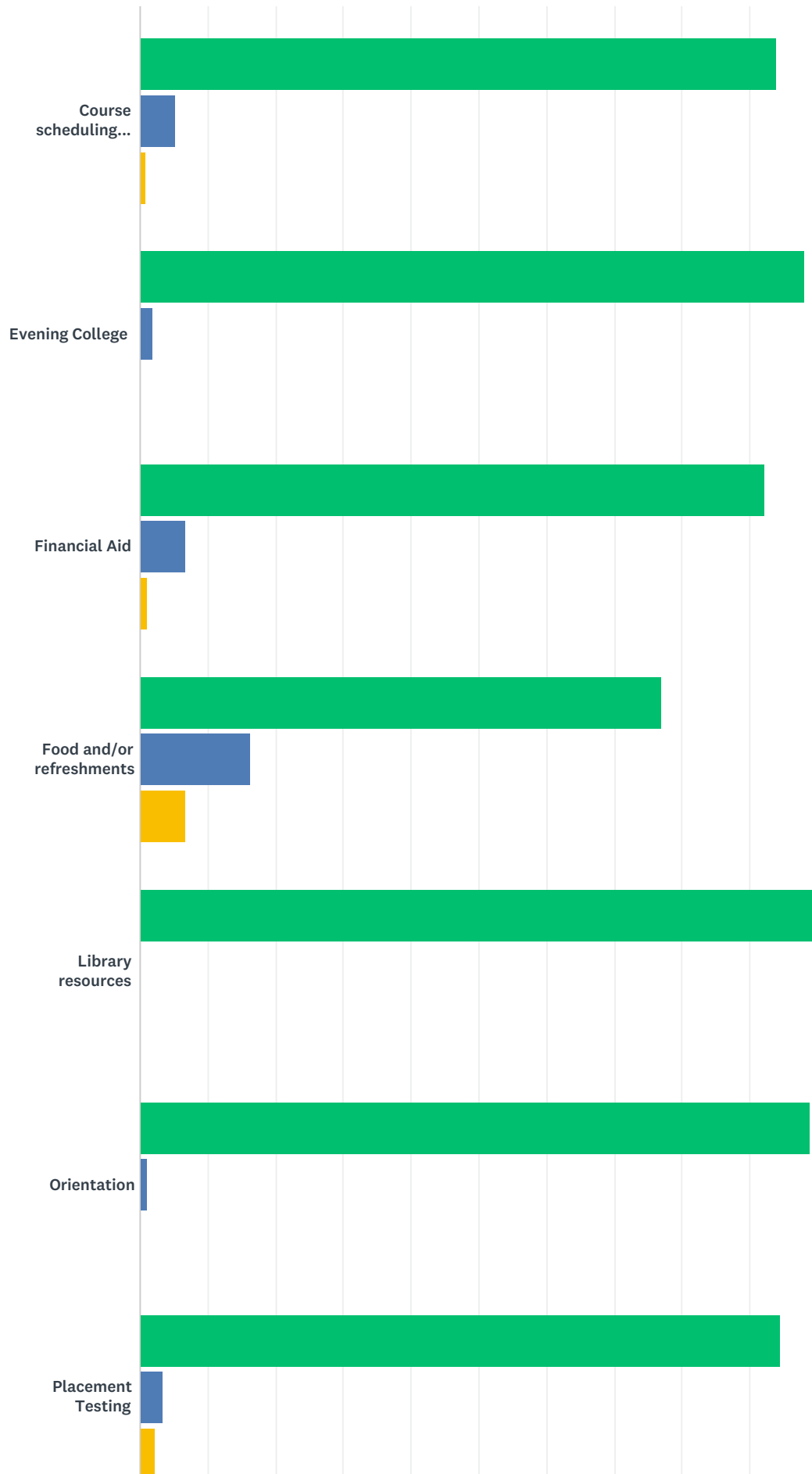
ANSWER CHOICES	RESPONSES	
Center for Economic and Community Development	0.77%	1
Chatham Central High School	0.00%	0
Chatham Charter High School	0.00%	0
Chatham Main Campus	10.00%	13
The Dental Center at the W.B. Wicker Lifelong Learning Center	3.08%	4
Distance Education	10.00%	13
Dunn Center	0.00%	0
Emergency Services Training Center	0.77%	1
Harnett Central High School	0.00%	0
Harnett Correctional Institution	0.00%	0
Harnett Health Sciences Center	2.31%	3
Harnett Main Campus	7.69%	10
Dr. Paul Howard and Dr. Barbara James Innovation Center	0.00%	0
Jordan Matthews High School	0.00%	0
Lee Main Campus	64.62%	84
Northwood High School	0.00%	0
Overhills High School	0.00%	0
SAGE Academy at the Chatham Center for Innovation	0.00%	0
Siler City Center	0.00%	0
Southern Lee High School	0.77%	1
Triton High School	0.00%	0
West Harnett Center	0.00%	0
West Harnett High School	0.00%	0
TOTAL		130

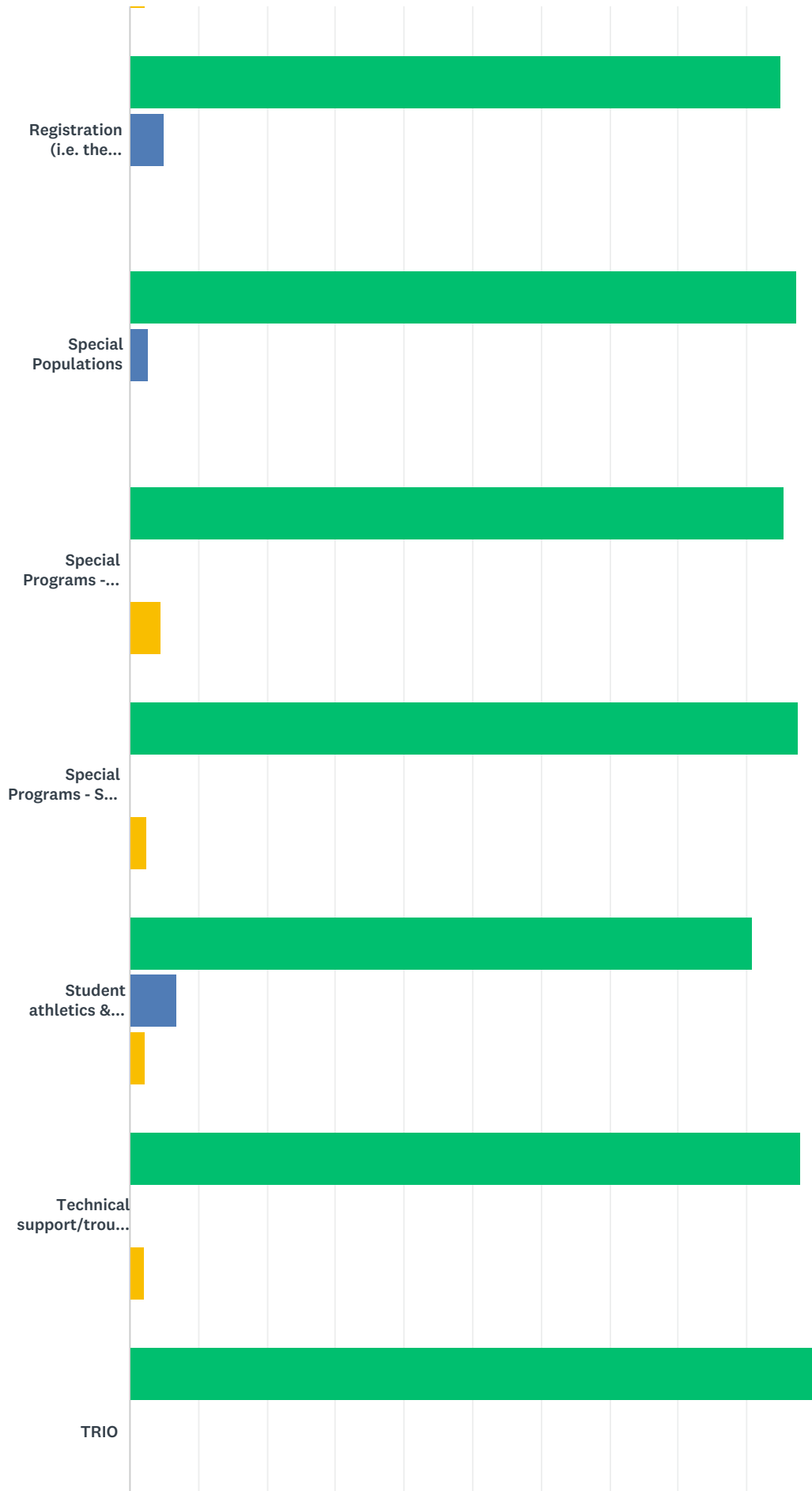
Q6 STUDENT SUPPORT SERVICES. The extent to which you were satisfied with the quality of:

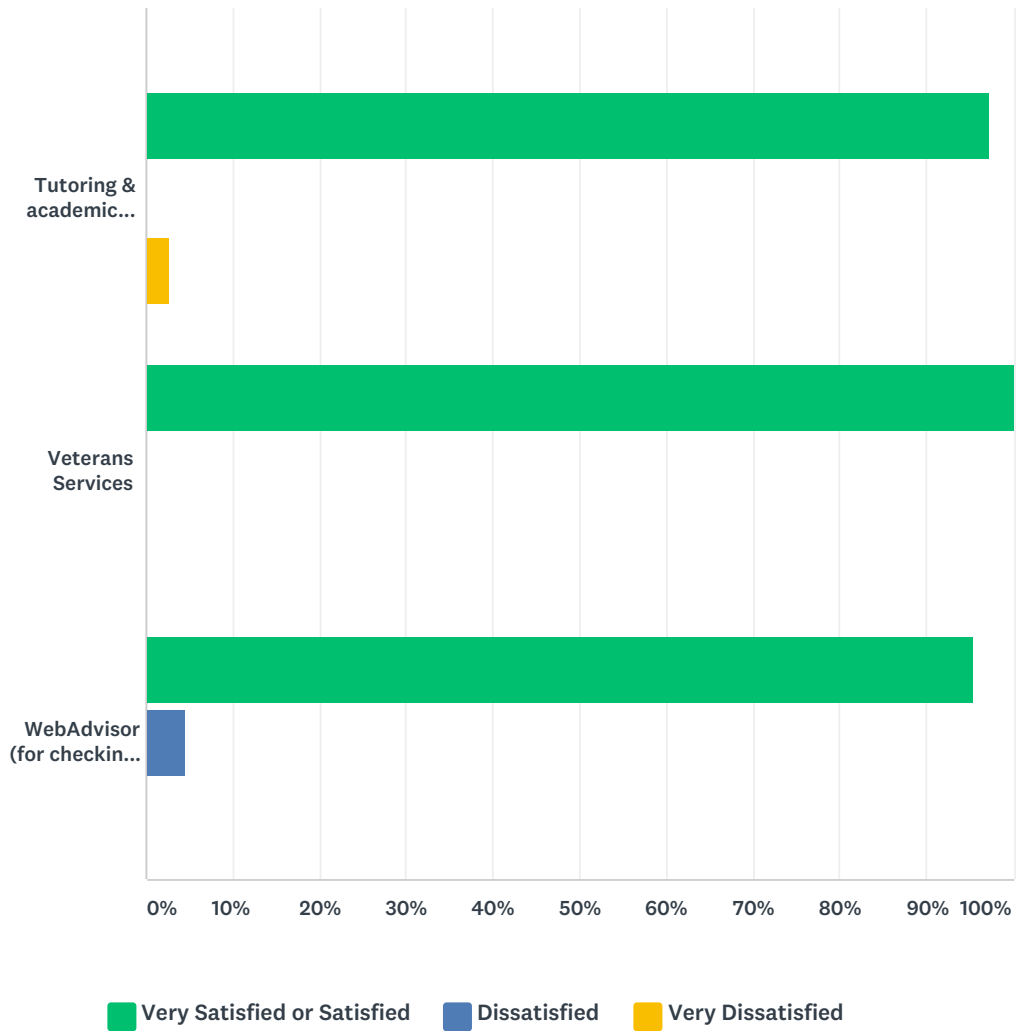
Answered: 118 Skipped: 14









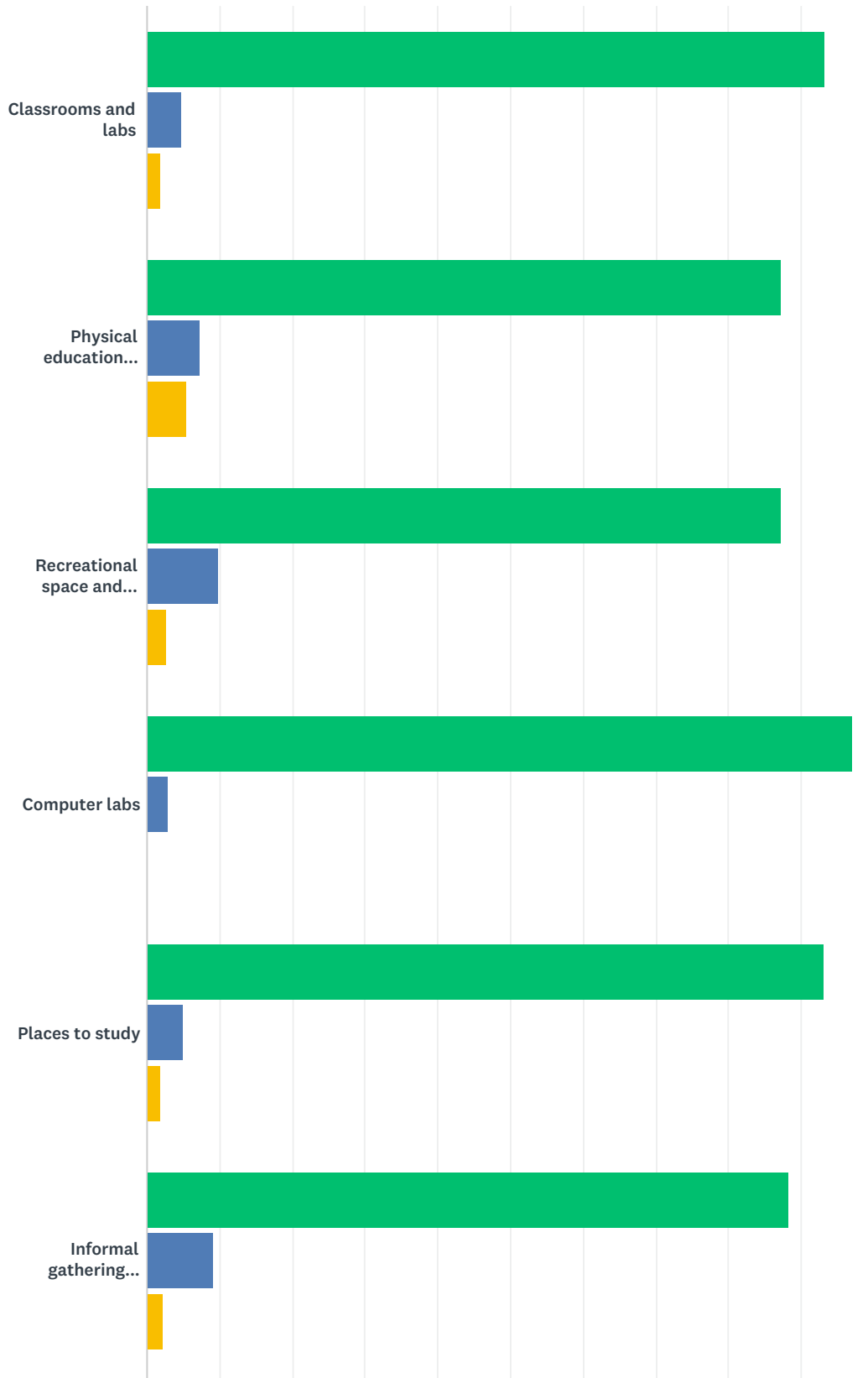


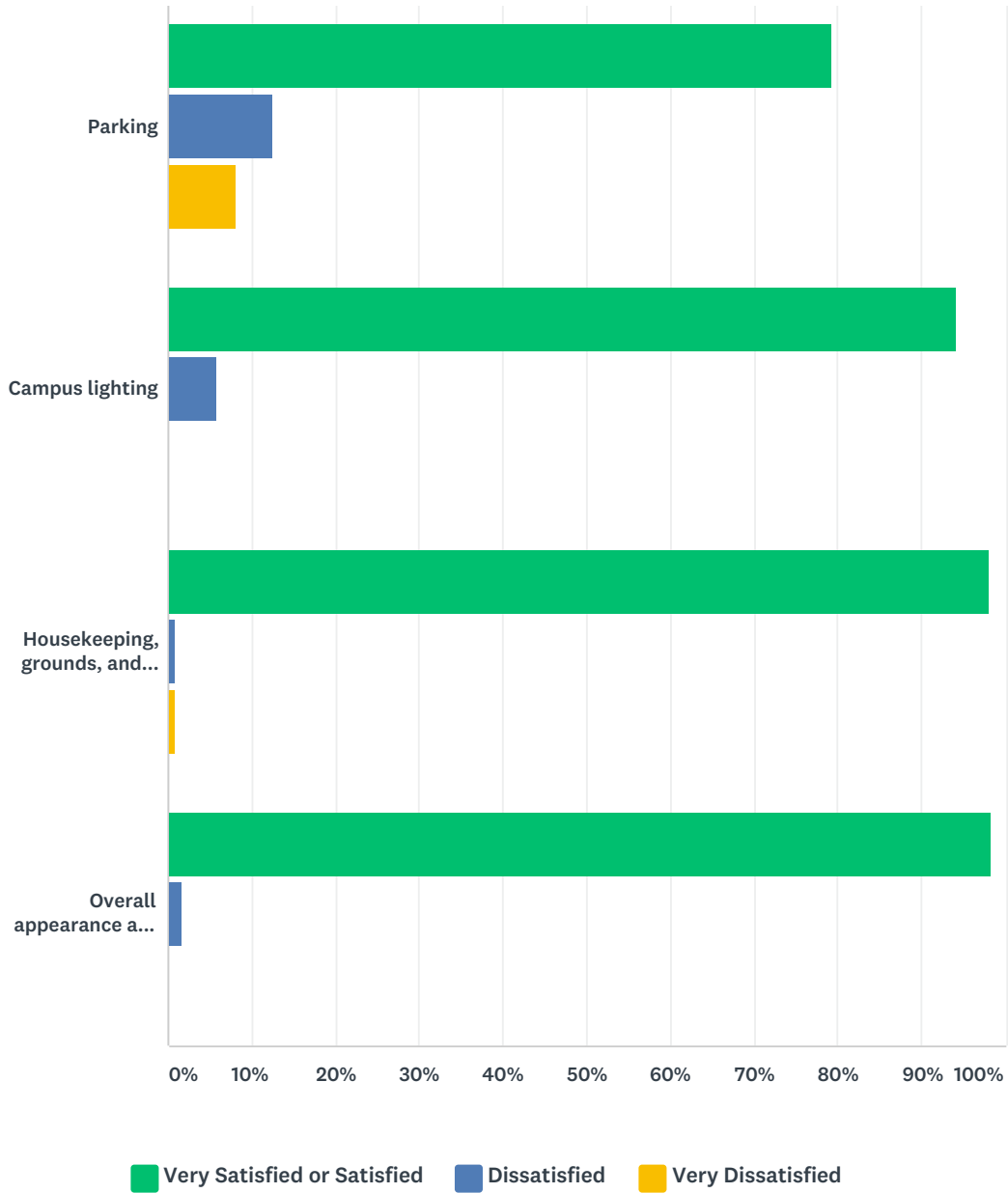
	VERY SATISFIED OR SATISFIED	DISSATISFIED	VERY DISSATISFIED	TOTAL
Admissions	97.44% 114	2.56% 3	0.00% 0	117
Advising - Admissions Counselor	91.82% 101	5.45% 6	2.73% 3	110
Advising - Faculty	93.04% 107	6.09% 7	0.87% 1	115
Advising - Success Coach	94.68% 89	4.26% 4	1.06% 1	94
Alumni services	98.15% 53	1.85% 1	0.00% 0	54
Bookstore	84.26% 91	10.19% 11	5.56% 6	108
Campus activities & your opportunity for involvement (e.g. clubs, events)	81.61% 71	14.94% 13	3.45% 3	87
Campus security (i.e. feeling safe on campus)	93.07% 94	3.96% 4	2.97% 3	101
Career planning & job placement	83.12% 64	10.39% 8	6.49% 5	77

Cashier's office	98.04% 100	1.96% 2	0.00% 0	102
CCCC advertising reflecting a positive, professional and accurate image of the college	93.75% 105	4.46% 5	1.79% 2	112
CCCC website (your ability to find what you need on the website)	100.00% 116	0.00% 0	0.00% 0	116
Computer resources (access/availability)	97.32% 109	1.79% 2	0.89% 1	112
Course scheduling (i.e. availability of needed courses)	94.02% 110	5.13% 6	0.85% 1	117
Evening College	98.15% 53	1.85% 1	0.00% 0	54
Financial Aid	92.31% 84	6.59% 6	1.10% 1	91
Food and/or refreshments	77.03% 57	16.22% 12	6.76% 5	74
Library resources	100.00% 108	0.00% 0	0.00% 0	108
Orientation	98.92% 92	1.08% 1	0.00% 0	93
Placement Testing	94.51% 86	3.30% 3	2.20% 2	91
Registration (i.e. the process of registering for courses)	94.92% 112	5.08% 6	0.00% 0	118
Special Populations	97.30% 36	2.70% 1	0.00% 0	37
Special Programs - Child Care	95.45% 21	0.00% 0	4.55% 1	22
Special Programs - Sex Equality	97.50% 39	0.00% 0	2.50% 1	40
Student athletics & your opportunity for involvement	90.70% 39	6.98% 3	2.33% 1	43
Technical support/troubleshooting (for Distance Education, CougarMail, WebAdvisor, etc.)	97.96% 96	0.00% 0	2.04% 2	98
TRIO	100.00% 35	0.00% 0	0.00% 0	35
Tutoring & academic assistance	97.30% 72	0.00% 0	2.70% 2	74
Veterans Services	100.00% 31	0.00% 0	0.00% 0	31
WebAdvisor (for checking your progress and grades)	95.45% 105	4.55% 5	0.00% 0	110

Q7 PHYSICAL FACILITIES. The extent to which you were satisfied with the quality of:

Answered: 117 Skipped: 15



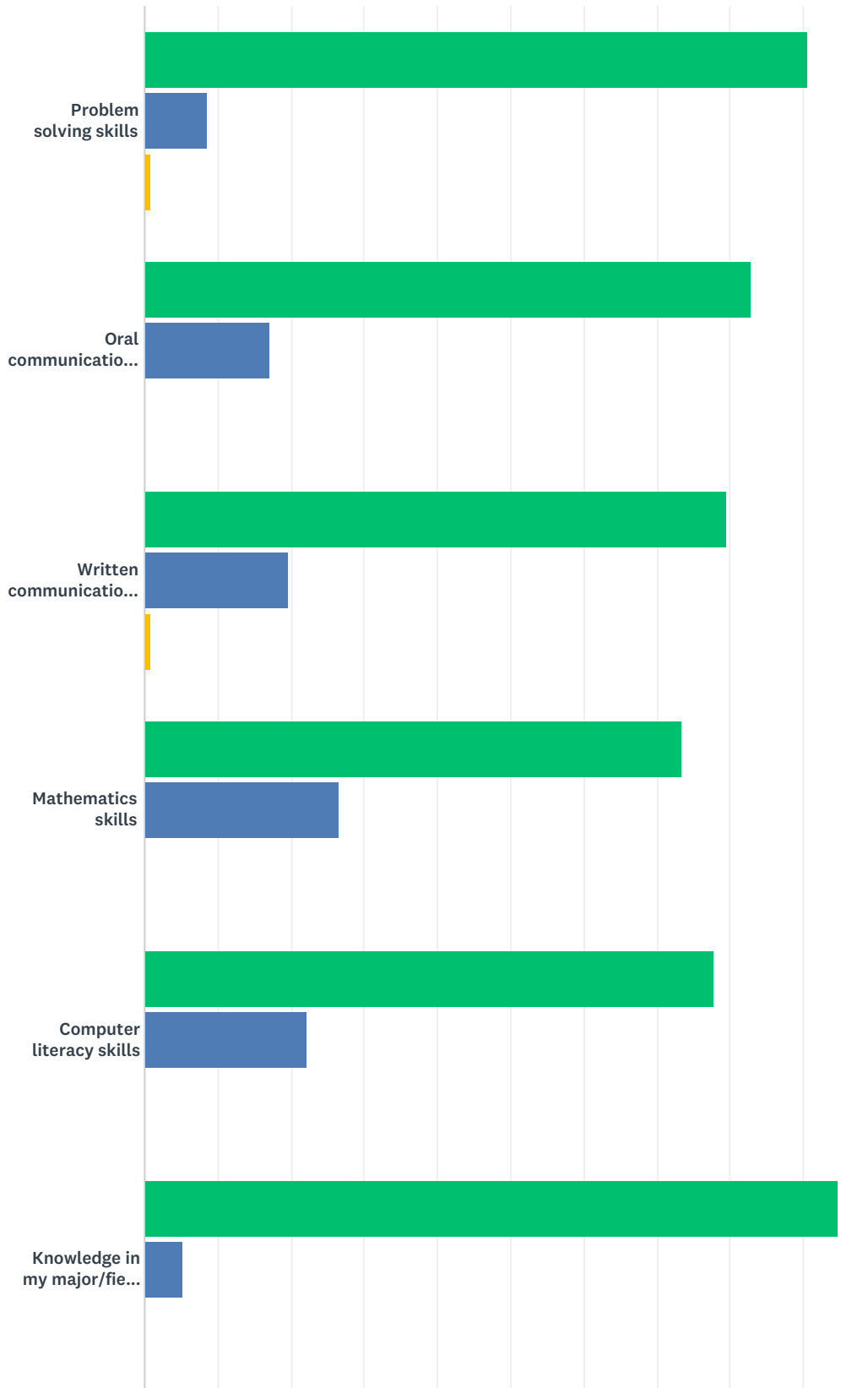


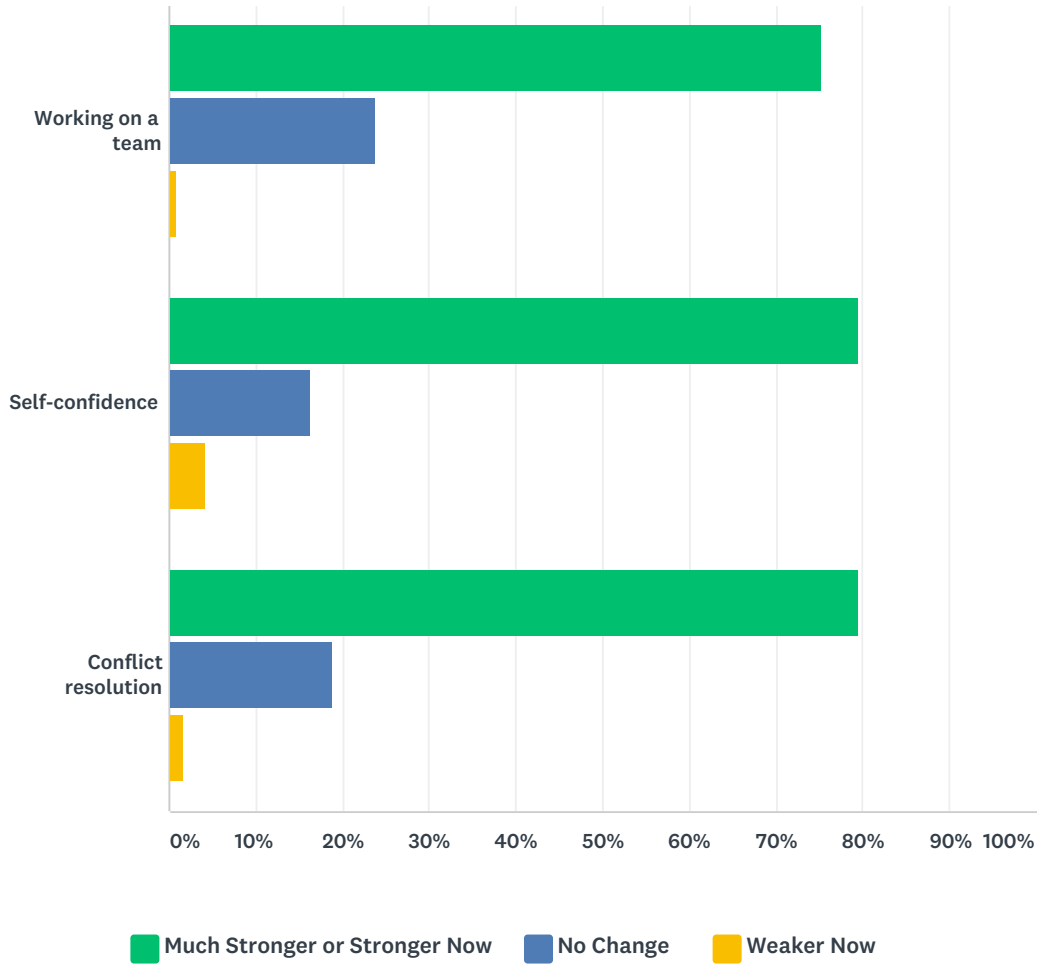
	VERY SATISFIED OR SATISFIED	DISSATISFIED	VERY DISSATISFIED	TOTAL
Classrooms and labs	93.20% 96	4.85% 5	1.94% 2	103
Physical education facilities	87.27% 48	7.27% 4	5.45% 3	55
Recreational space and facilities	87.32% 62	9.86% 7	2.82% 2	71
Computer labs	97.03% 98	2.97% 3	0.00% 0	101
Places to study	93.07% 94	4.95% 5	1.98% 2	101
Informal gathering spaces	88.37% 76	9.30% 8	2.33% 2	86
Parking	79.28% 88	12.61% 14	8.11% 9	111

Campus lighting	94.17% 97	5.83% 6	0.00% 0	103
Housekeeping, grounds, and maintenance	98.13% 105	0.93% 1	0.93% 1	107
Overall appearance and cleanliness of CCCC facilities	98.23% 111	1.77% 2	0.00% 0	113

Q8 YOUR LEARNING. Please indicate how your ability in each area has changed since you first entered CCCC:

Answered: 117 Skipped: 15

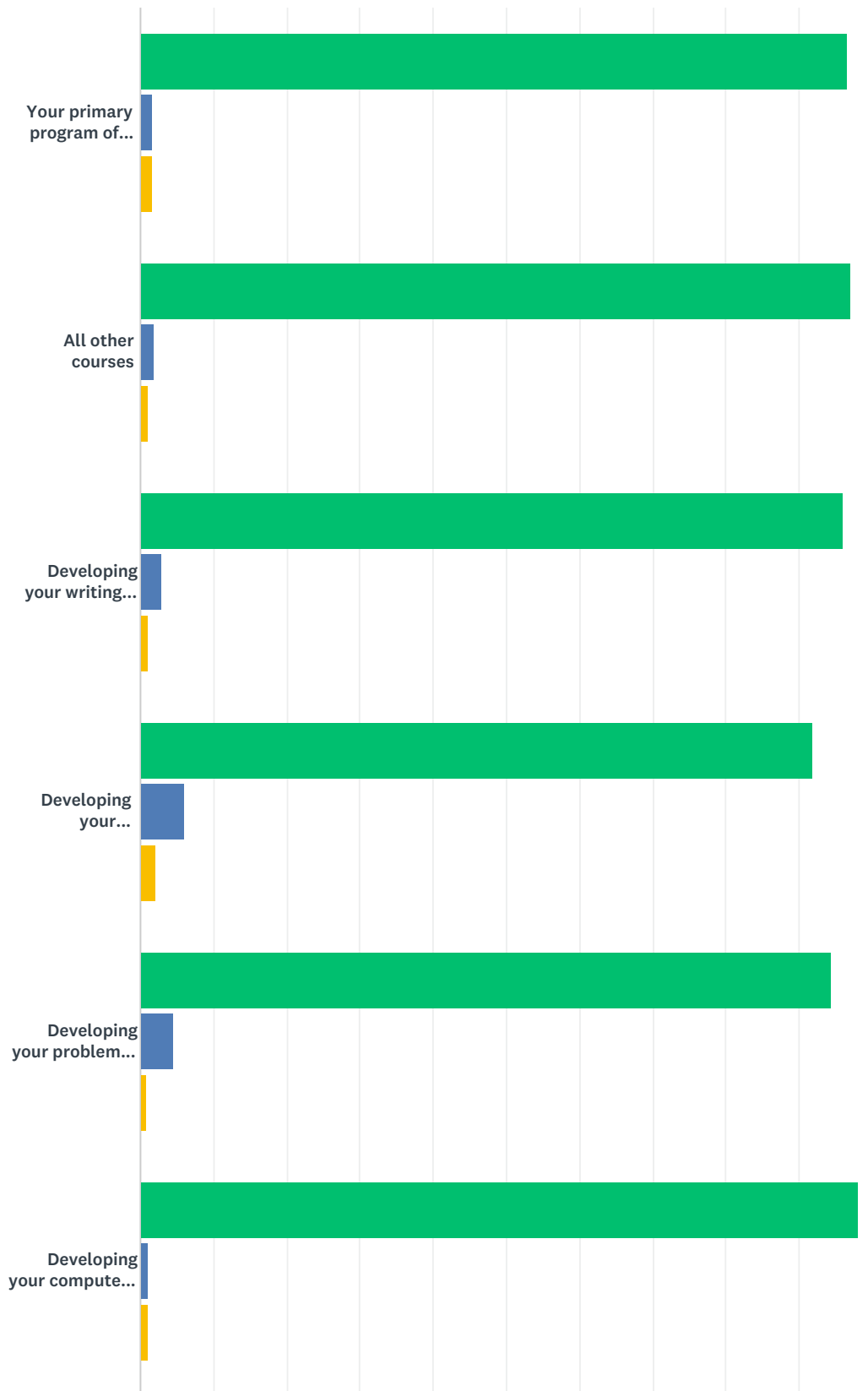


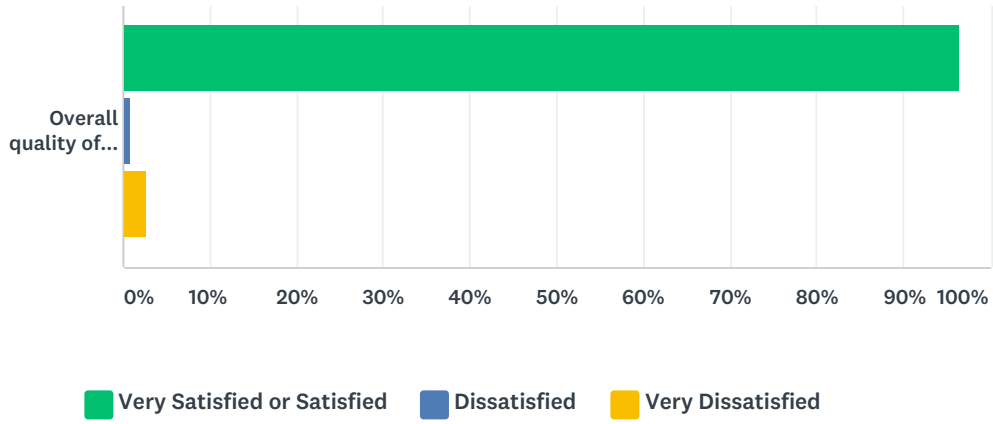


	MUCH STRONGER OR STRONGER NOW	NO CHANGE	WEAKER NOW	TOTAL
Problem solving skills	90.60% 106	8.55% 10	0.85% 1	117
Oral communication skills	82.91% 97	17.09% 20	0.00% 0	117
Written communication skills	79.49% 93	19.66% 23	0.85% 1	117
Mathematics skills	73.50% 86	26.50% 31	0.00% 0	117
Computer literacy skills	77.78% 91	22.22% 26	0.00% 0	117
Knowledge in my major/field of study	94.87% 111	5.13% 6	0.00% 0	117
Working on a team	75.21% 88	23.93% 28	0.85% 1	117
Self-confidence	79.49% 93	16.24% 19	4.27% 5	117
Conflict resolution	79.49% 93	18.80% 22	1.71% 2	117

Q9 COURSE INSTRUCTION. The extent to which you were satisfied with the quality of course instruction in:

Answered: 116 Skipped: 16

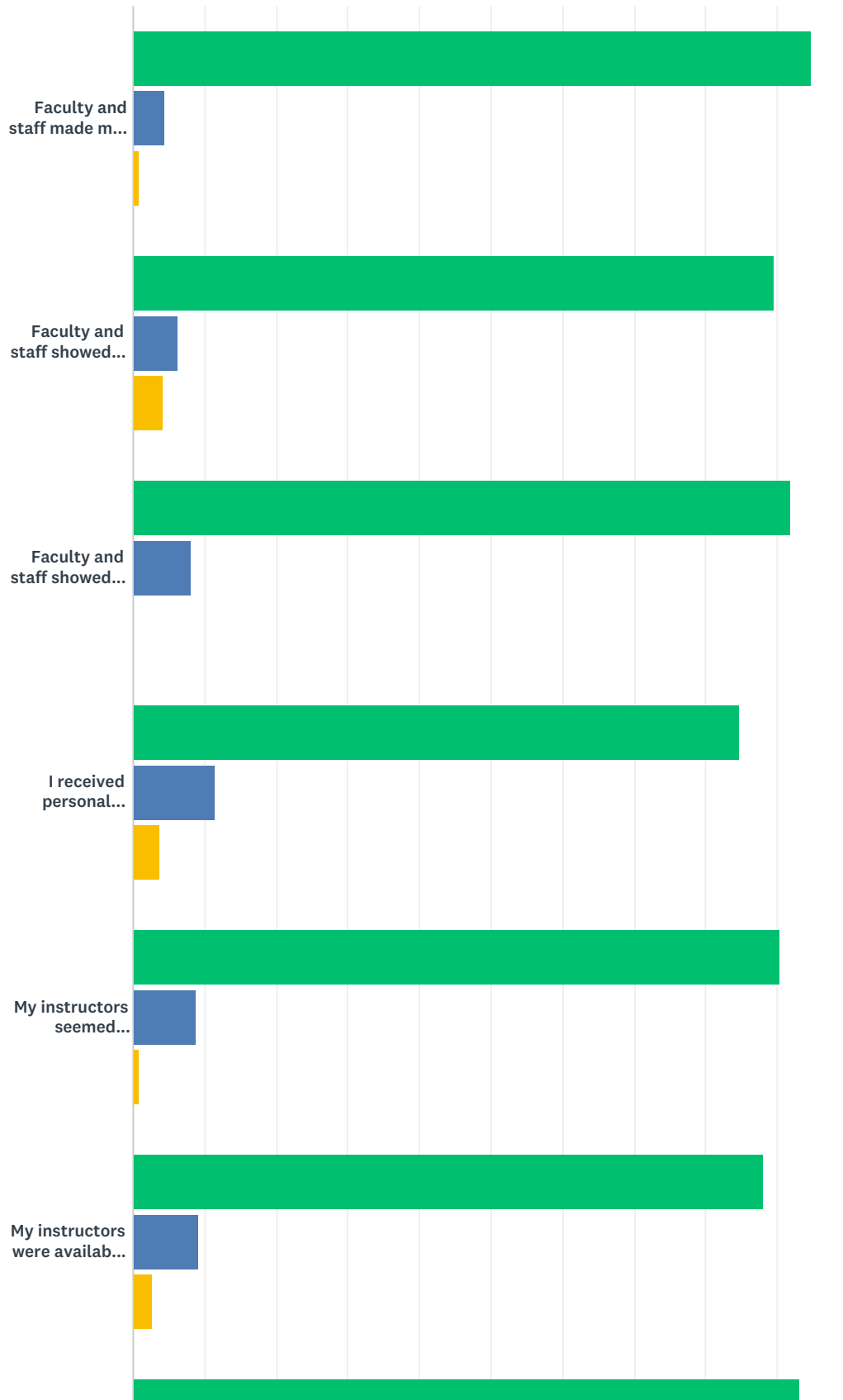


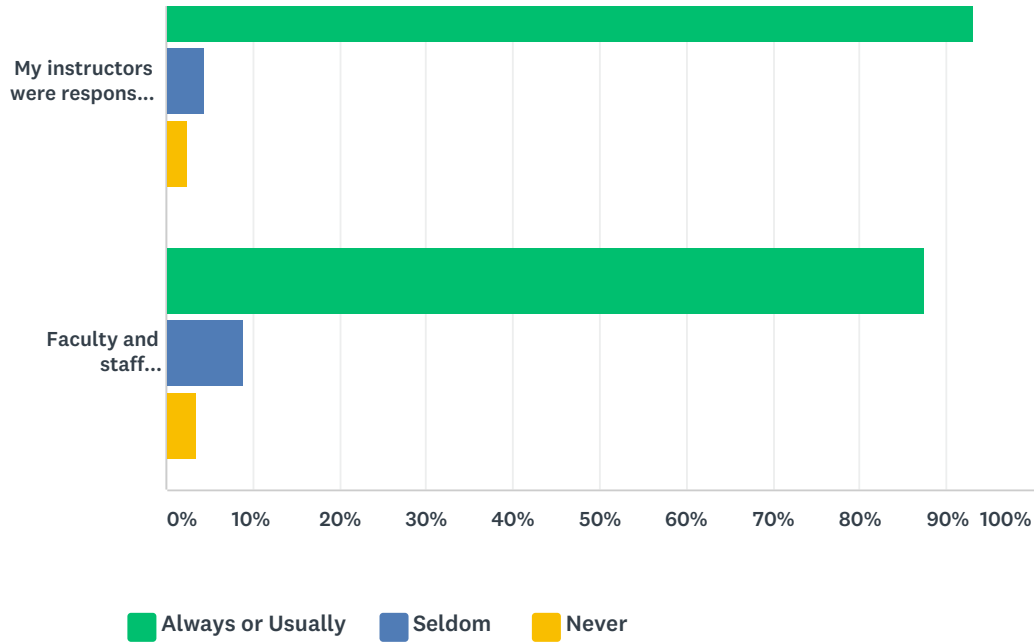


	VERY SATISFIED OR SATISFIED	DISSATISFIED	VERY DISSATISFIED	TOTAL
Your primary program of study	96.55% 112	1.72% 2	1.72% 2	116
All other courses	97.14% 102	1.90% 2	0.95% 1	105
Developing your writing skills	96.04% 97	2.97% 3	0.99% 1	101
Developing your mathematics skills	91.92% 91	6.06% 6	2.02% 2	99
Developing your problem solving skills	94.44% 102	4.63% 5	0.93% 1	108
Developing your computer literacy skills	98.06% 101	0.97% 1	0.97% 1	103
Overall quality of instruction at CCCC	96.43% 108	0.89% 1	2.68% 3	112

Q10 Your experience with FACULTY and STAFF:

Answered: 117 Skipped: 15

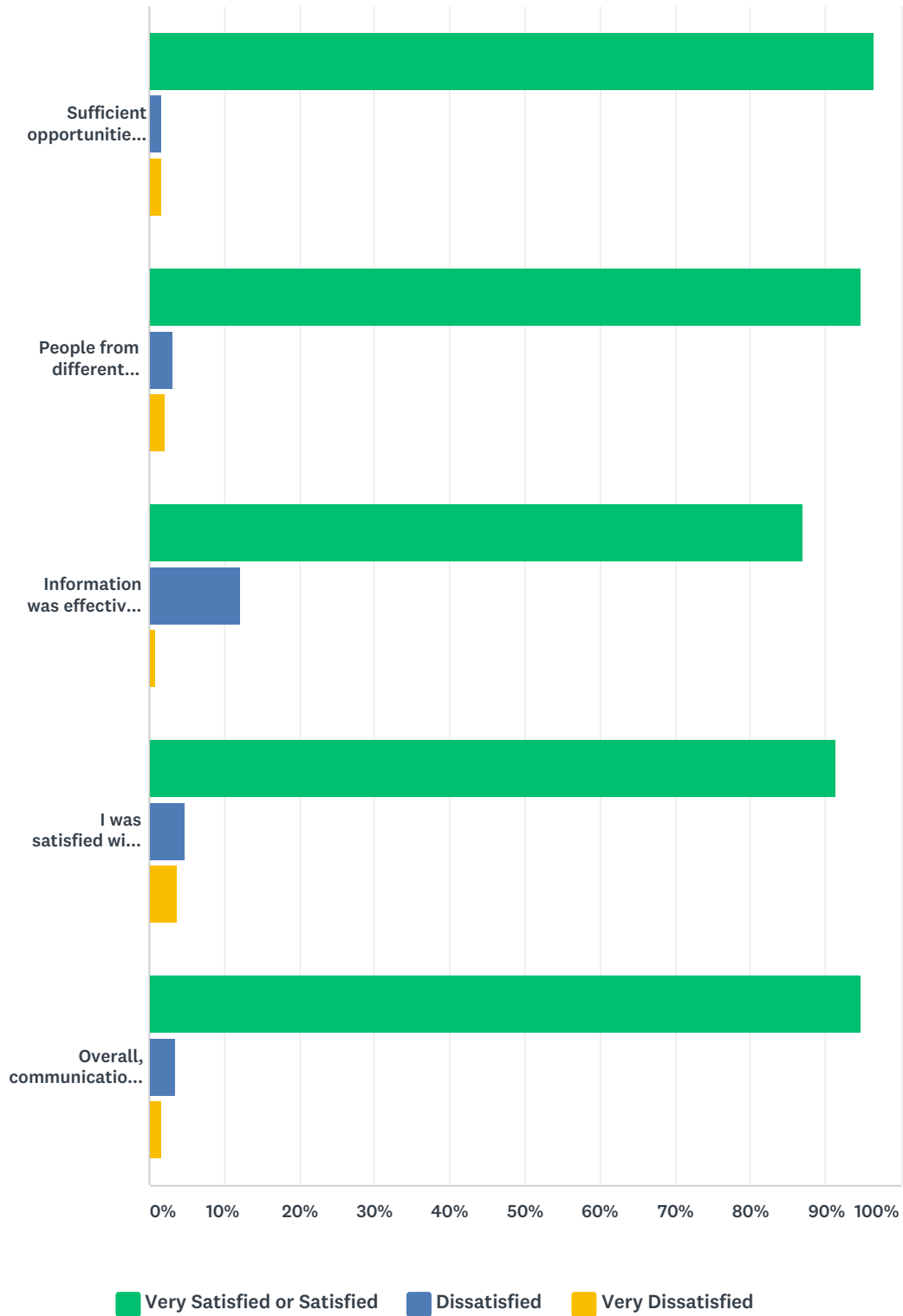




	ALWAYS OR USUALLY	SELDOM	NEVER	TOTAL
Faculty and staff made me feel welcome at Central Carolina Community College.	94.74% 108	4.39% 5	0.88% 1	114
Faculty and staff showed sensitivity towards students facing unique challenges or special needs.	89.47% 85	6.32% 6	4.21% 4	95
Faculty and staff showed sensitivity towards minority students.	91.86% 79	8.14% 7	0.00% 0	86
I received personal attention from faculty and staff.	84.76% 89	11.43% 12	3.81% 4	105
My instructors seemed genuinely interested in their students.	90.43% 104	8.70% 10	0.87% 1	115
My instructors were available to help me outside the classroom.	88.07% 96	9.17% 10	2.75% 3	109
My instructors were responsive to my concerns.	93.04% 107	4.35% 5	2.61% 3	115
Faculty and staff recognized my achievements.	87.50% 98	8.93% 10	3.57% 4	112

Q11 Your experience with COMMUNICATION:

Answered: 117 Skipped: 15



	VERY SATISFIED OR SATISFIED	DISSATISFIED	VERY DISSATISFIED	TOTAL
--	-----------------------------	--------------	-------------------	-------

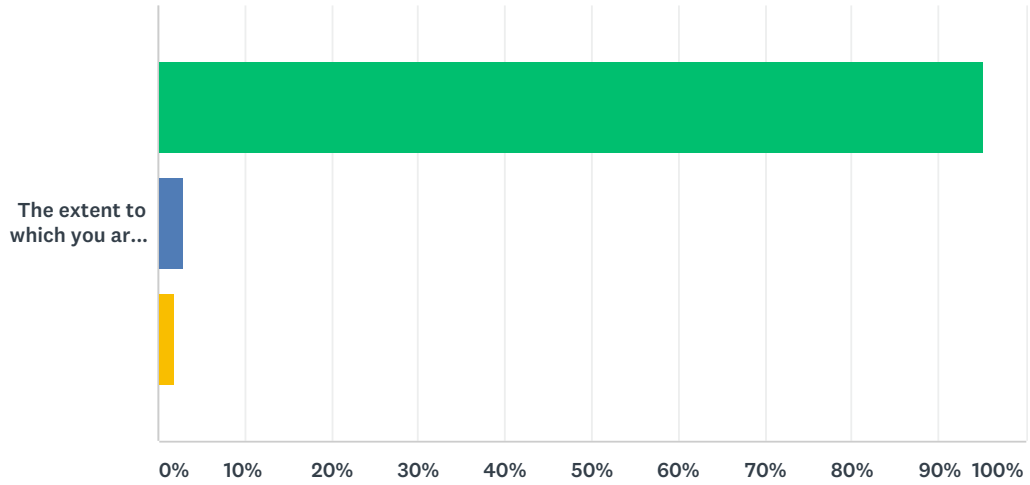
Graduate Survey: 2016-17

SurveyMonkey

Sufficient opportunities were available for me to communicate with faculty and staff.	96.49% 110	1.75% 2	1.75% 2	114
People from different departments often worked cooperatively together to achieve a common goal.	94.74% 90	3.16% 3	2.11% 2	95
Information was effectively communicated to me.	87.07% 101	12.07% 14	0.86% 1	116
I was satisfied with communication about on-campus activities.	91.35% 95	4.81% 5	3.85% 4	104
Overall, communication between CCCC and students.	94.69% 107	3.54% 4	1.77% 2	113

Q12 OVERALL SATISFACTION

Answered: 105 Skipped: 27

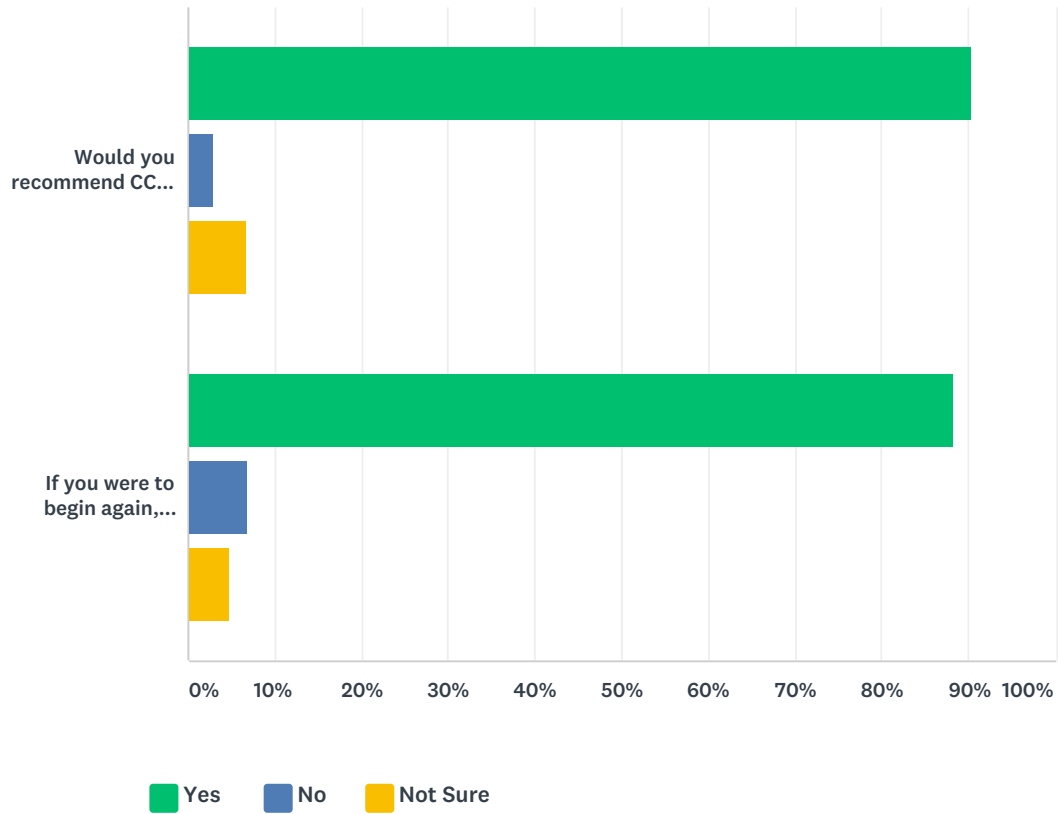


■ Very Satisfied or Satisfied
 ■ Dissatisfied
 ■ Very Dissatisfied

	VERY SATISFIED OR SATISFIED	DISSATISFIED	VERY DISSATISFIED	TOTAL
The extent to which you are satisfied with your overall CCCC experience	95.19% 99	2.88% 3	1.92% 2	104

Q13 YOUR OVERALL PERCEPTION of CCCC

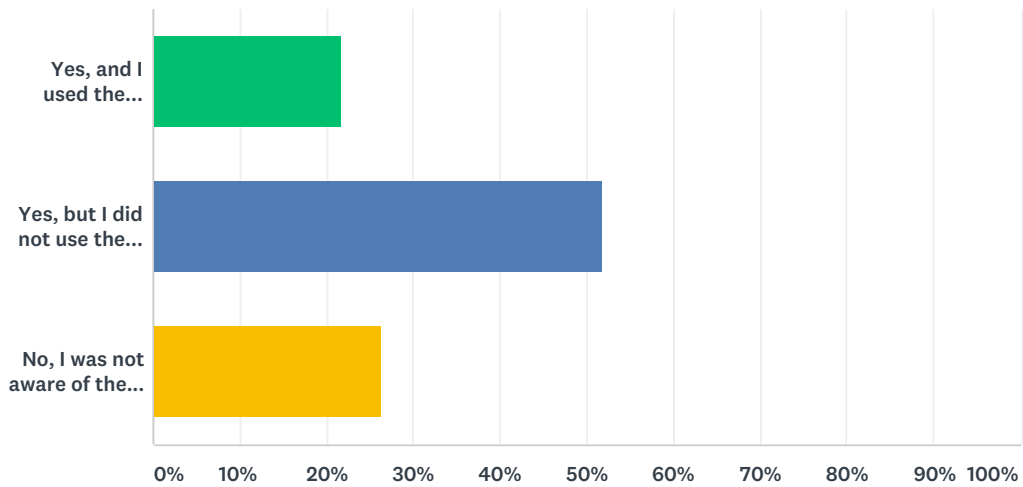
Answered: 107 Skipped: 25



	YES	NO	NOT SURE	TOTAL
Would you recommend CCCC to others?	90.38%	2.88%	6.73%	
	94	3	7	104
If you were to begin again, would you choose to attend CCCC?	88.24%	6.86%	4.90%	
	90	7	5	102

Q15 As a student, potential graduate, or graduate were you aware of the college's Career Services program?

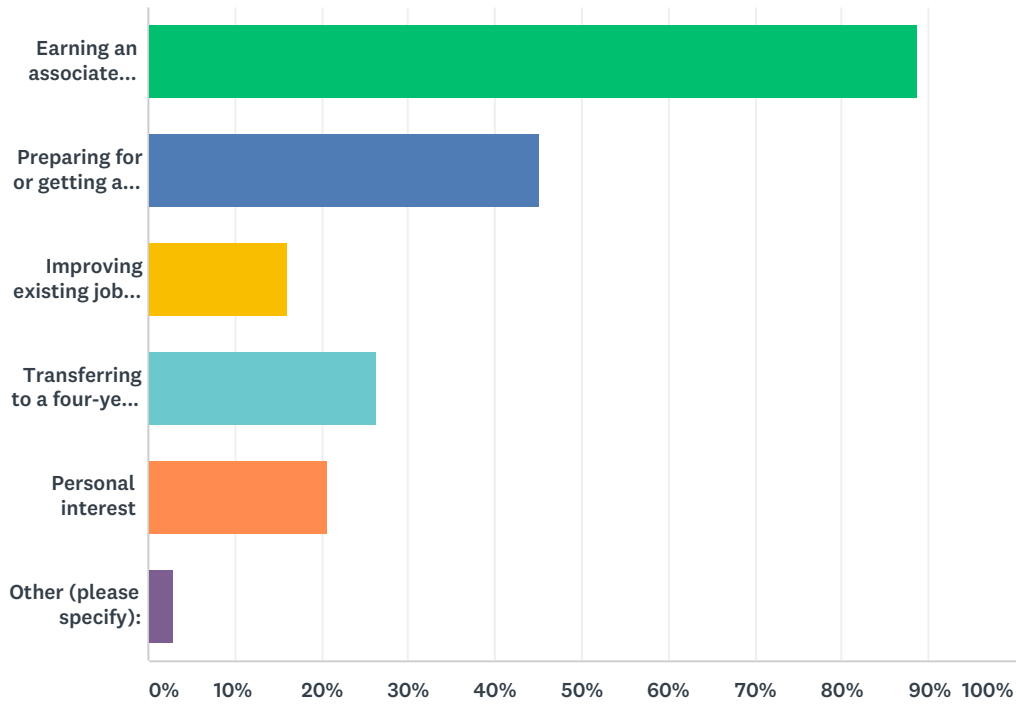
Answered: 106 Skipped: 26



ANSWER CHOICES	RESPONSES	
Yes, and I used the service	21.70%	23
Yes, but I did not use the service	51.89%	55
No, I was not aware of the service	26.42%	28
TOTAL		106

Q16 What were your goals while attending CCCC?

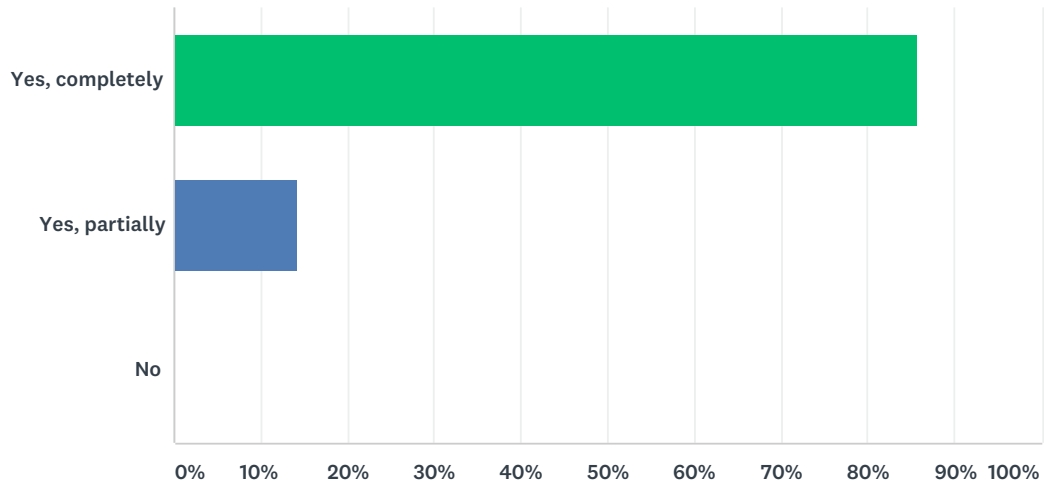
Answered: 106 Skipped: 26



ANSWER CHOICES	RESPONSES	
Earning an associate degree, a diploma, or a certificate	88.68%	94
Preparing for or getting a job	45.28%	48
Improving existing job skills	16.04%	17
Transferring to a four-year college/university	26.42%	28
Personal interest	20.75%	22
Other (please specify):	2.83%	3
Total Respondents: 106		

Q17 Did you accomplish your goal(s) while attending CCCC?

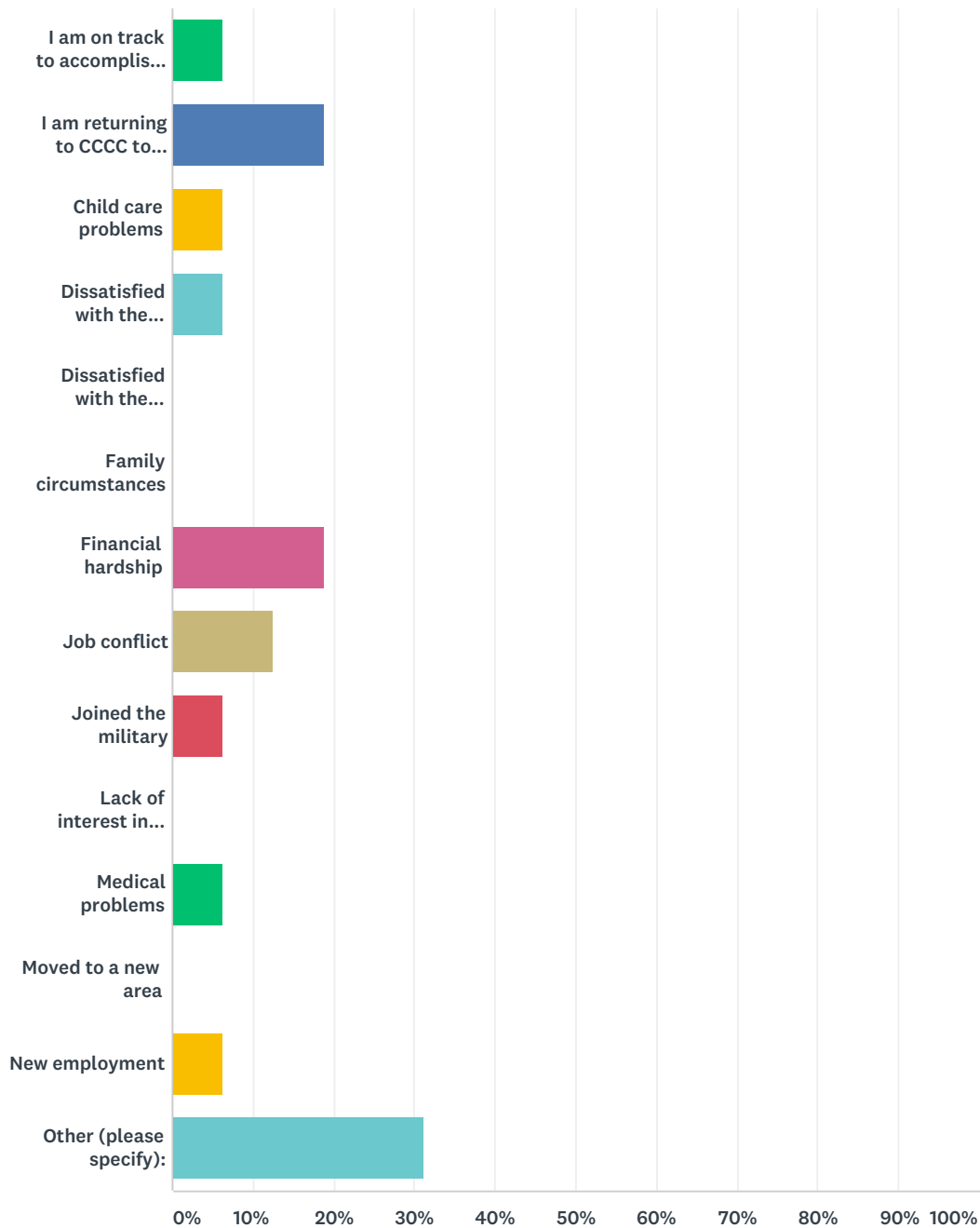
Answered: 106 Skipped: 26



ANSWER CHOICES	RESPONSES	
Yes, completely	85.85%	91
Yes, partially	14.15%	15
No	0.00%	0
TOTAL		106

Q18 Which of the following best describes why you have only partially accomplished or not accomplished your goals? (Check all that apply).

Answered: 16 Skipped: 116

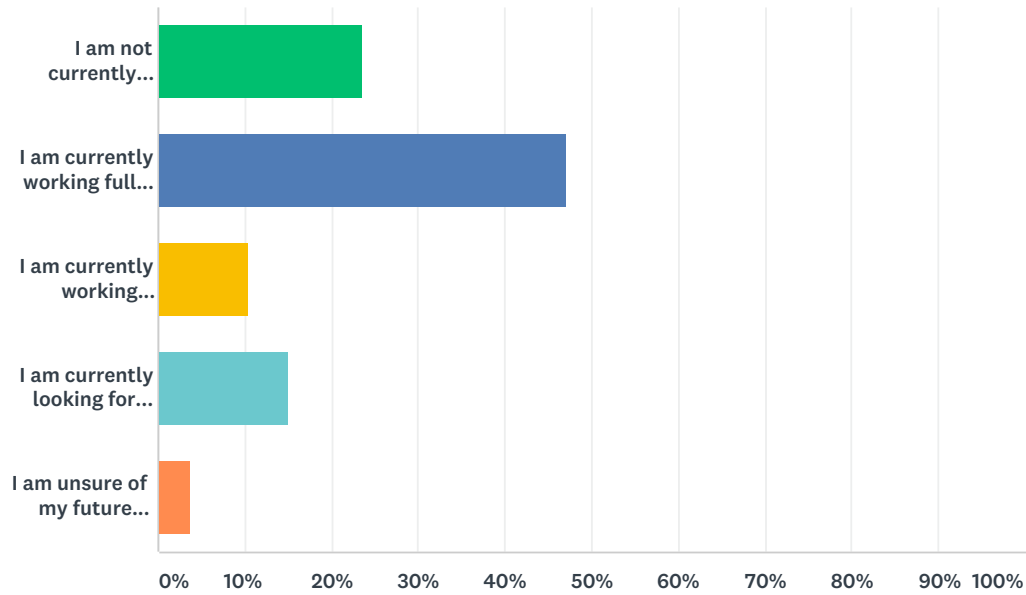


ANSWER CHOICES	RESPONSES
I am on track to accomplish my goal(s) and plan to graduate on or before next semester.	6.25% 1
I am returning to CCCC to pursue another credential or program.	18.75% 3
Child care problems	6.25% 1
Dissatisfied with the quality of instruction	6.25% 1

Dissatisfied with the services offered by the college	0.00%	0
Family circumstances	0.00%	0
Financial hardship	18.75%	3
Job conflict	12.50%	2
Joined the military	6.25%	1
Lack of interest in pursuing course of study	0.00%	0
Medical problems	6.25%	1
Moved to a new area	0.00%	0
New employment	6.25%	1
Other (please specify):	31.25%	5
Total Respondents: 16		

Q19 Please describe your future plans.

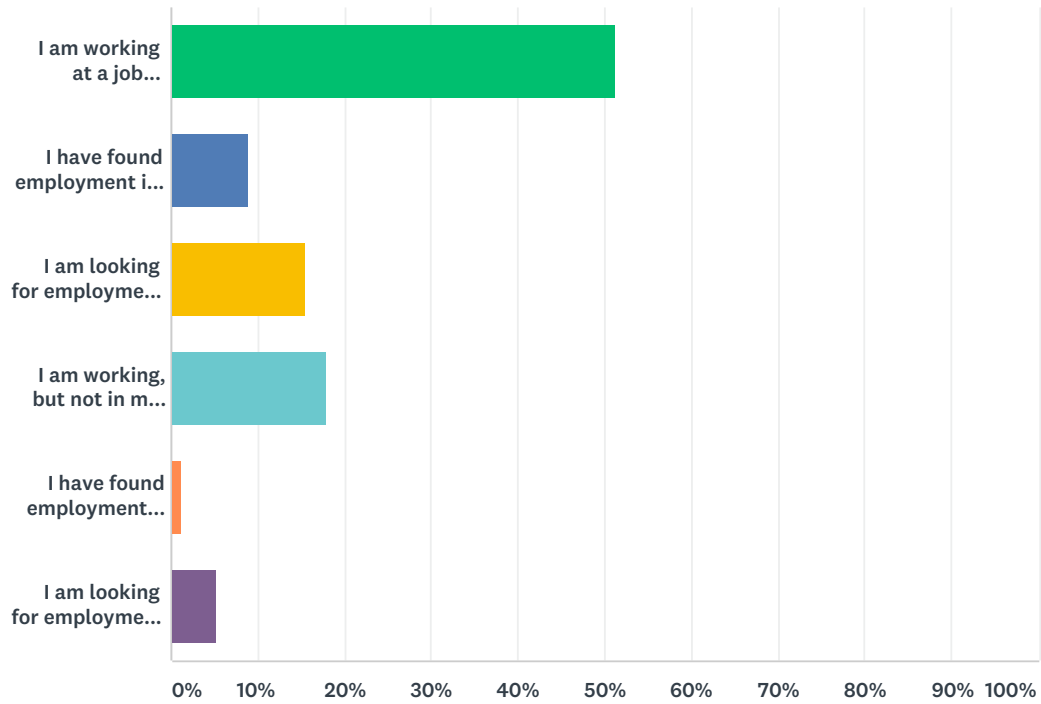
Answered: 106 Skipped: 26



ANSWER CHOICES	RESPONSES	
I am not currently working. I plan to continue my education.	23.58%	25
I am currently working full time.	47.17%	50
I am currently working part-time.	10.38%	11
I am currently looking for employment.	15.09%	16
I am unsure of my future plans.	3.77%	4
TOTAL		106

Q20 How would you describe your employment situation?

Answered: 78 Skipped: 54



ANSWER CHOICES	RESPONSES	
I am working at a job related to my field of study (major).	51.28%	40
I have found employment in my field of study (major), but I have not started working in that position yet.	8.97%	7
I am looking for employment in my field of study (major).	15.38%	12
I am working, but not in my field of study (major).	17.95%	14
I have found employment outside of my field of study (major), but I have not started working in that position yet.	1.28%	1
I am looking for employment outside of my field of study (major).	5.13%	4
TOTAL		78

Q21 CCCC periodically interacts with employers to assure that our programs are up to date in teaching the skills and knowledge needed on-the-job. If you are currently employed in your field of study or have been assured a job in your field after graduation, please list the employer, location, your supervisor's name, and your supervisor's email address. (Your name and any identifying information will remain confidential in our correspondence with employers).

Answered: 21 Skipped: 111

ANSWER CHOICES	RESPONSES	
Name:	0.00%	0
Employer:	100.00%	21
Location:	100.00%	21
Supervisor's name:	85.71%	18
Supervisor's email:	52.38%	11
State:	0.00%	0
ZIP:	0.00%	0
Country:	0.00%	0
Email Address:	0.00%	0
Phone Number:	0.00%	0