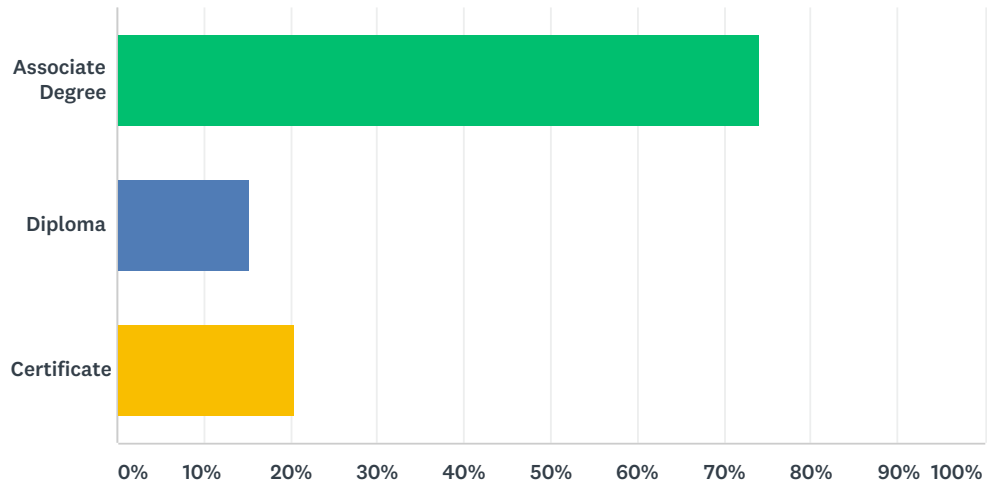


Q3 Indicate the credential(s) you earned in 2015-2016:

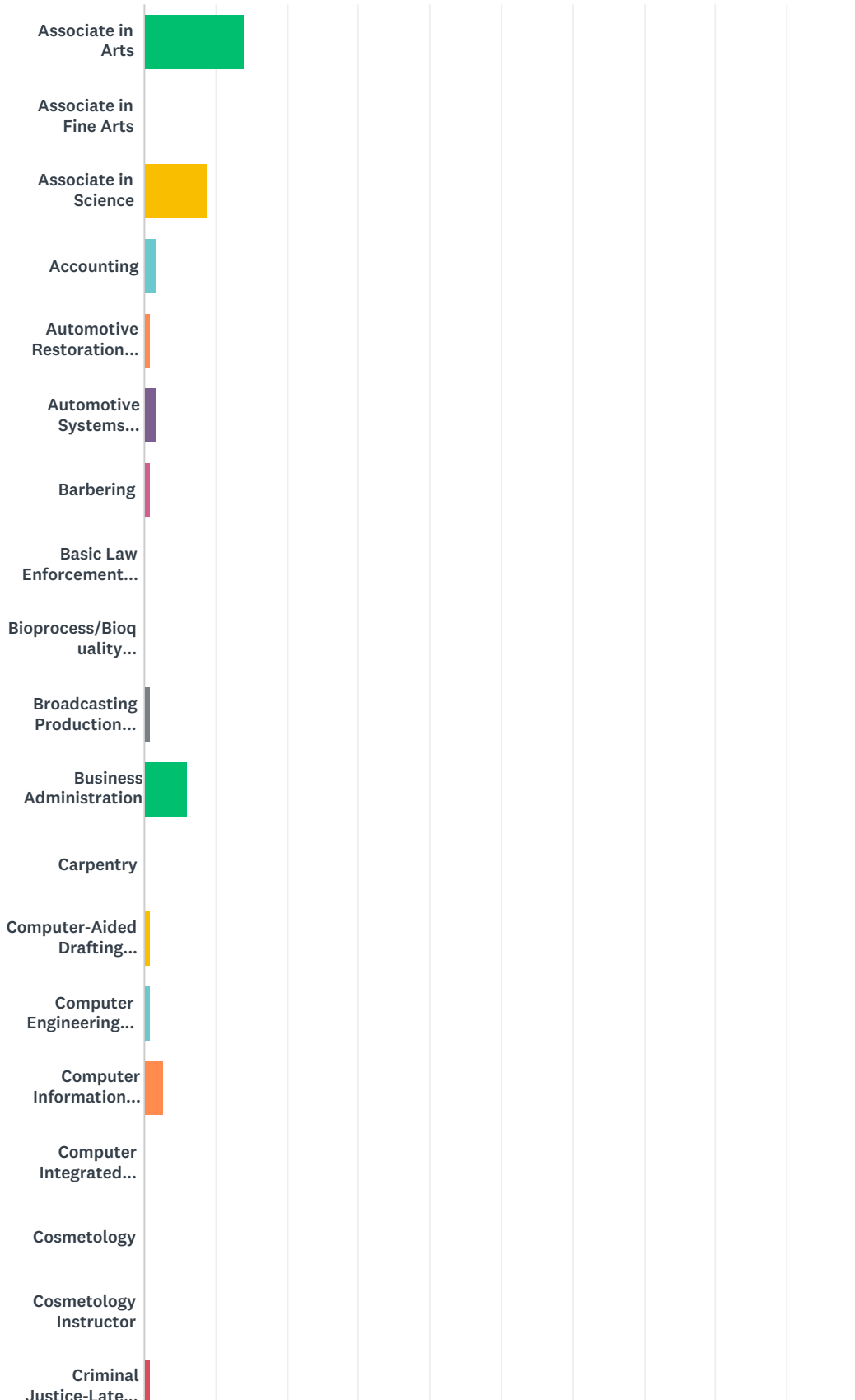
Answered: 112 Skipped: 2

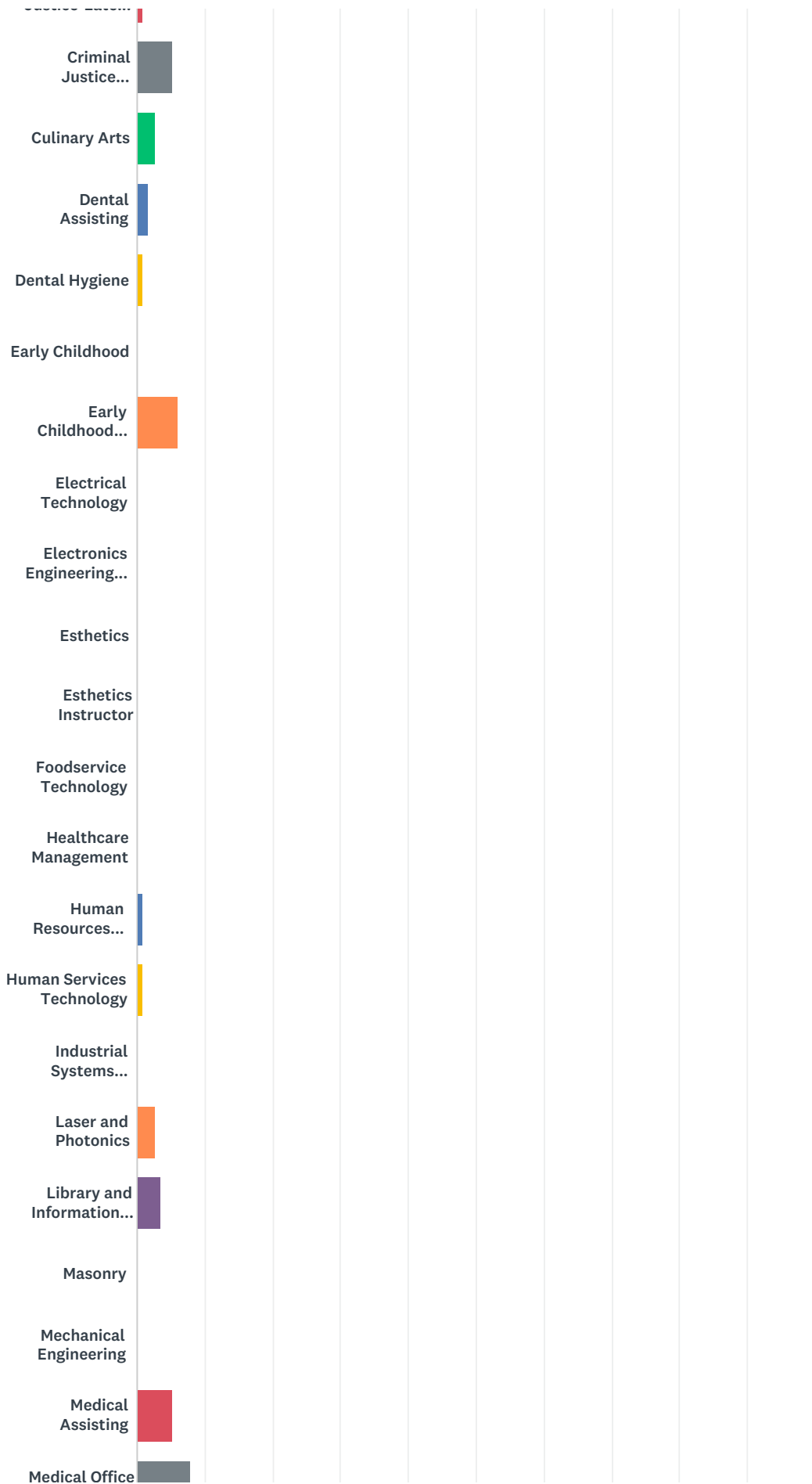


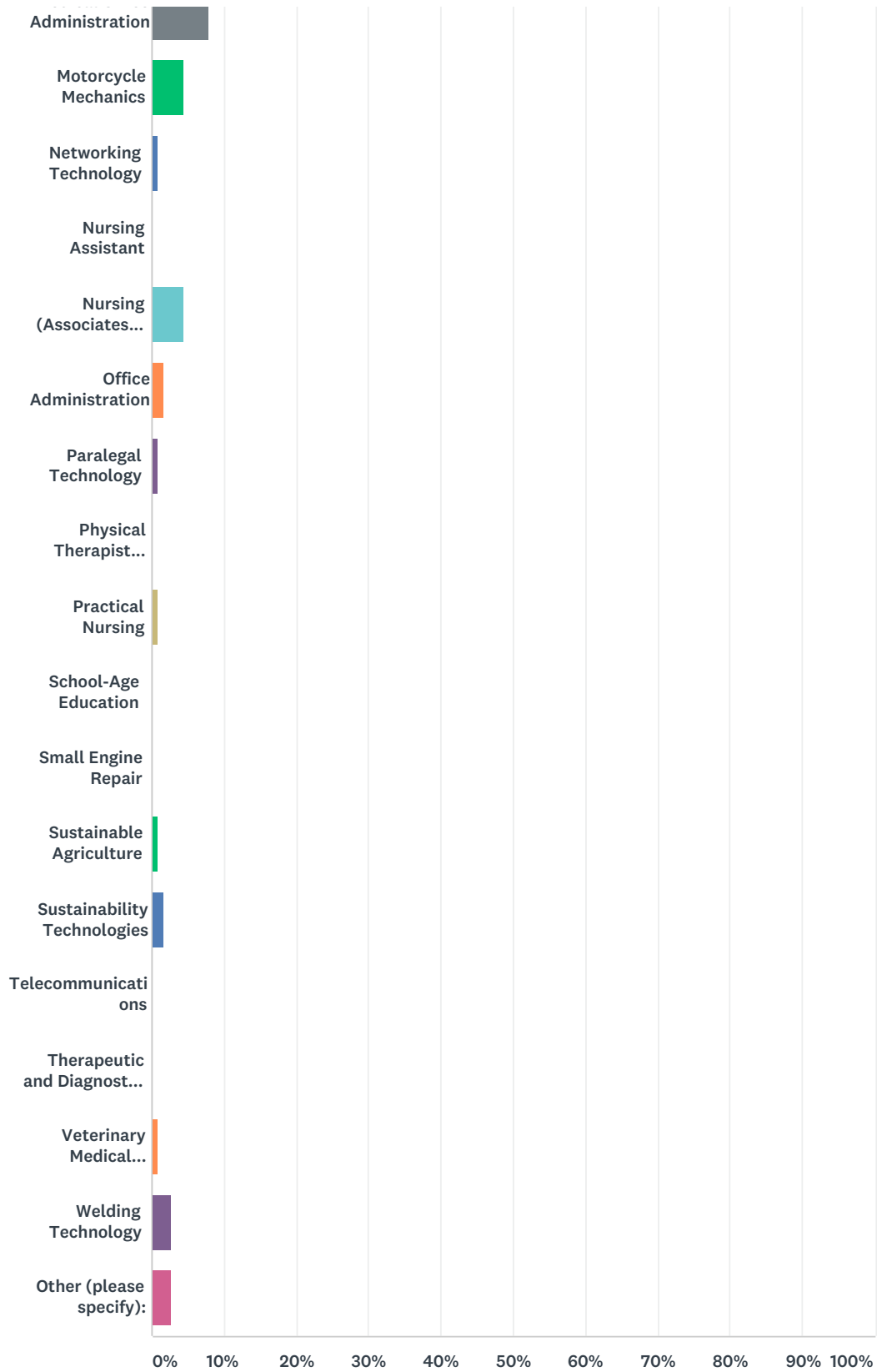
ANSWER CHOICES	RESPONSES	
Associate Degree	74.11%	83
Diploma	15.18%	17
Certificate	20.54%	23
Total Respondents: 112		

Q4 Please indicate your primary major/program of study:

Answered: 114 Skipped: 0







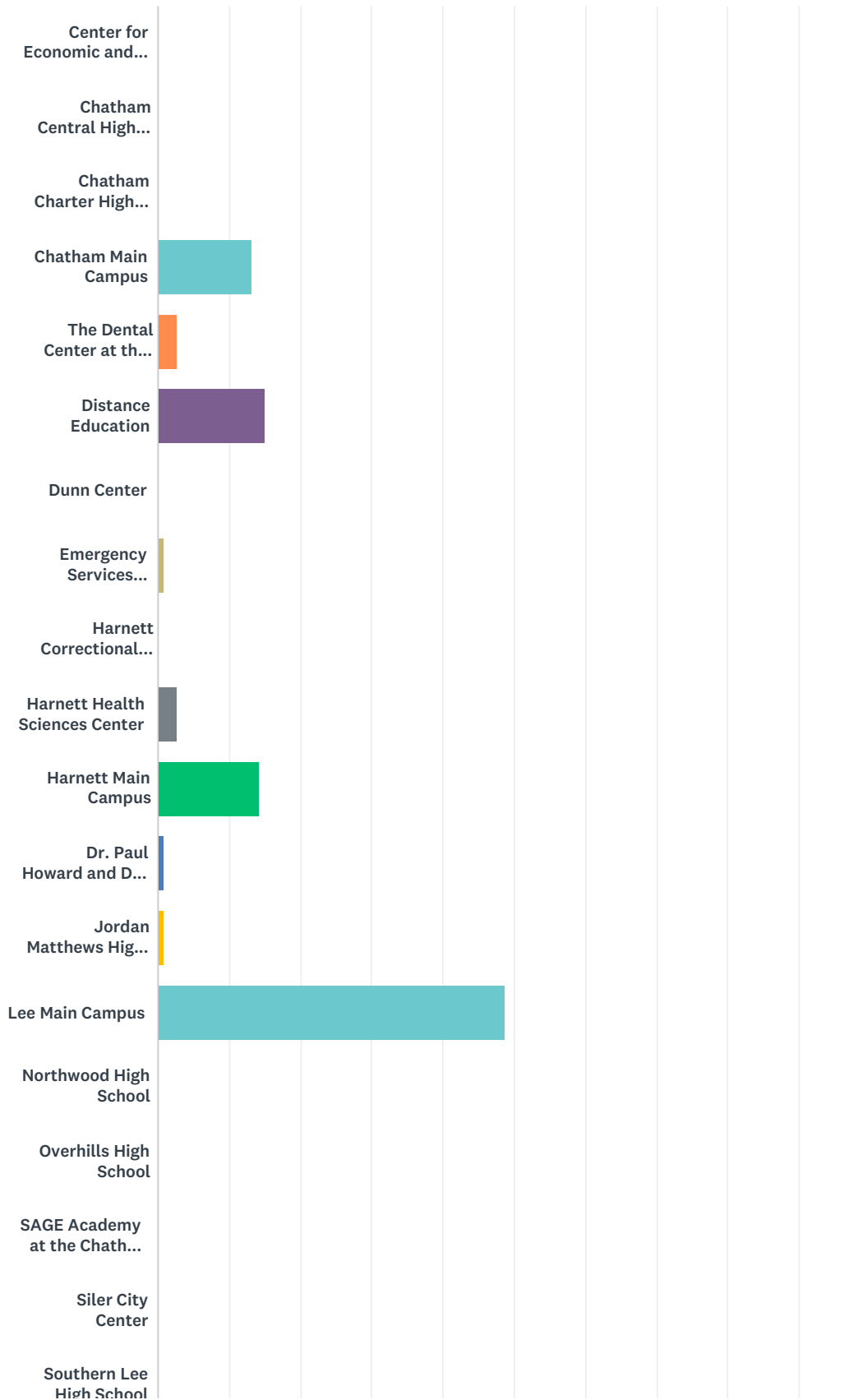
ANSWER CHOICES	RESPONSES
Associate in Arts	14.04% 16
Associate in Fine Arts	0.00% 0

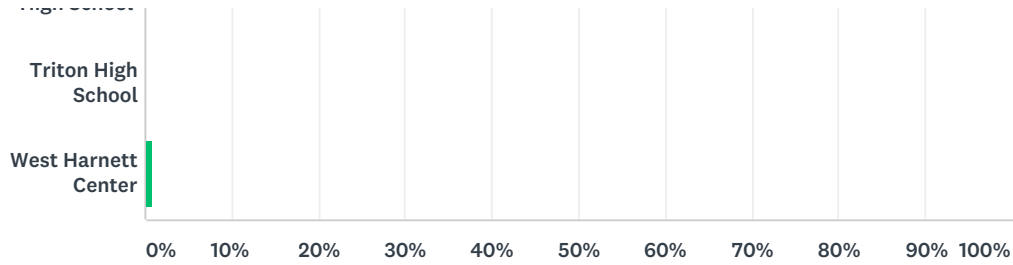
Associate in Science	8.77%	10
Accounting	1.75%	2
Automotive Restoration Technology	0.88%	1
Automotive Systems Technology	1.75%	2
Barbering	0.88%	1
Basic Law Enforcement Training	0.00%	0
Bioprocess/Bioquality Technology	0.00%	0
Broadcasting Production Technology	0.88%	1
Business Administration	6.14%	7
Carpentry	0.00%	0
Computer-Aided Drafting Technology	0.88%	1
Computer Engineering Technology	0.88%	1
Computer Information Technology	2.63%	3
Computer Integrated Machining	0.00%	0
Cosmetology	0.00%	0
Cosmetology Instructor	0.00%	0
Criminal Justice-Latent Evidence	0.88%	1
Criminal Justice Technology	5.26%	6
Culinary Arts	2.63%	3
Dental Assisting	1.75%	2
Dental Hygiene	0.88%	1
Early Childhood	0.00%	0
Early Childhood Education	6.14%	7
Electrical Technology	0.00%	0
Electronics Engineering Technology	0.00%	0
Esthetics	0.00%	0
Esthetics Instructor	0.00%	0
Foodservice Technology	0.00%	0
Healthcare Management	0.00%	0
Human Resources Management	0.88%	1
Human Services Technology	0.88%	1
Industrial Systems Technology	0.00%	0
Laser and Photonics	2.63%	3
Library and Information Technology	3.51%	4

Masonry	0.00%	0
Mechanical Engineering	0.00%	0
Medical Assisting	5.26%	6
Medical Office Administration	7.89%	9
Motorcycle Mechanics	4.39%	5
Networking Technology	0.88%	1
Nursing Assistant	0.00%	0
Nursing (Associates Degree)	4.39%	5
Office Administration	1.75%	2
Paralegal Technology	0.88%	1
Physical Therapist Assistant	0.00%	0
Practical Nursing	0.88%	1
School-Age Education	0.00%	0
Small Engine Repair	0.00%	0
Sustainable Agriculture	0.88%	1
Sustainability Technologies	1.75%	2
Telecommunications	0.00%	0
Therapeutic and Diagnostic Services	0.00%	0
Veterinary Medical Technology	0.88%	1
Welding Technology	2.63%	3
Other (please specify):	2.63%	3
TOTAL		114

Q5 Which campus/location did you primarily attend?

Answered: 113 Skipped: 1

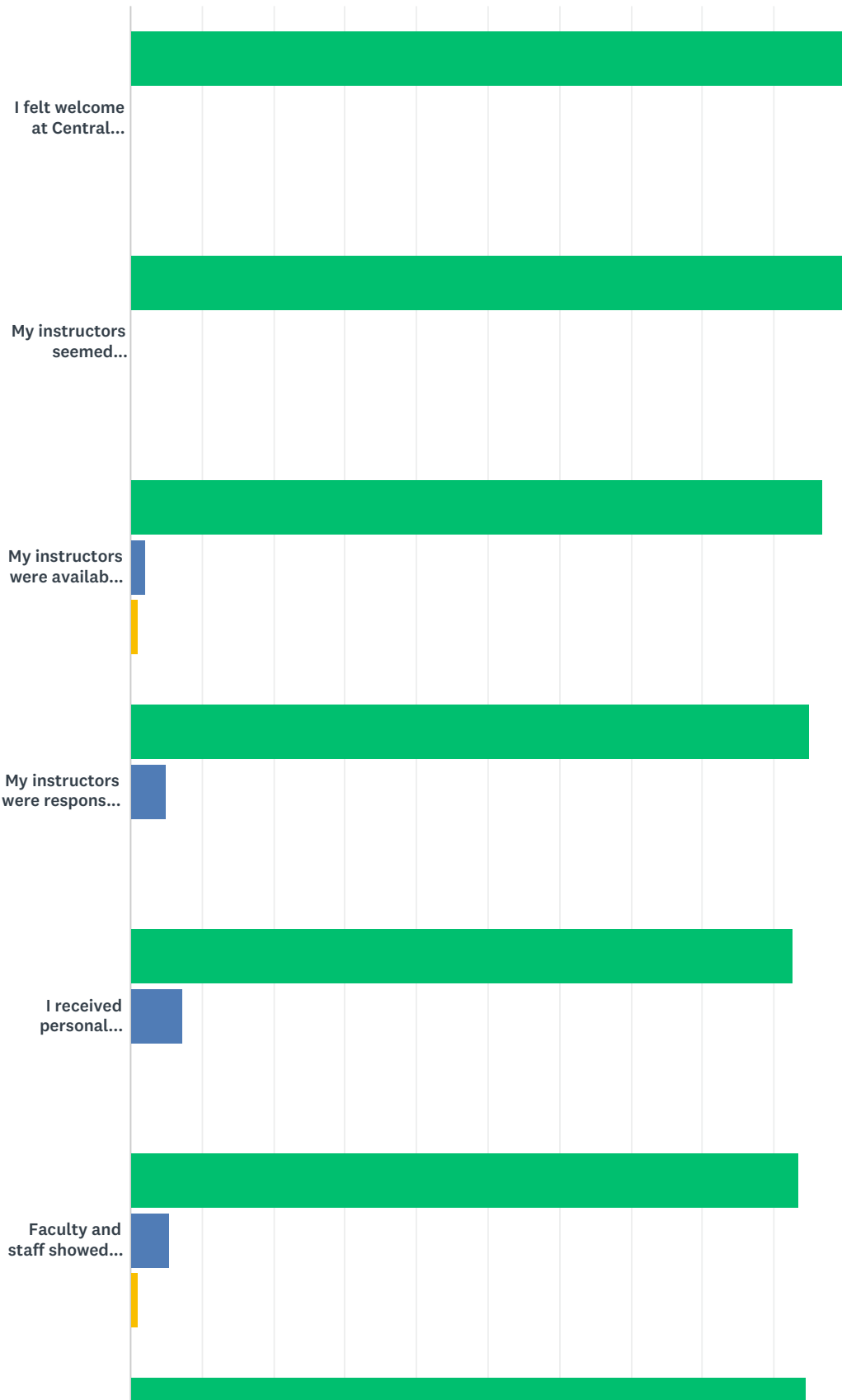


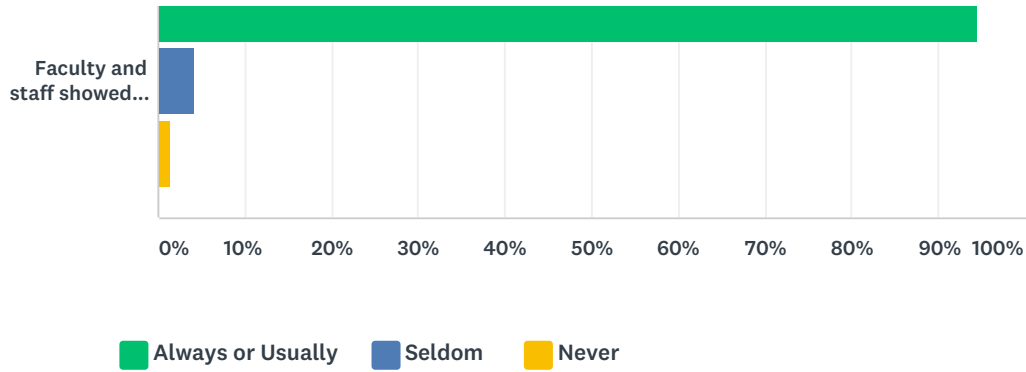


ANSWER CHOICES	RESPONSES	
Center for Economic and Community Development	0.00%	0
Chatham Central High School	0.00%	0
Chatham Charter High School	0.00%	0
Chatham Main Campus	13.27%	15
The Dental Center at the W.B. Wicker Lifelong Learning Center	2.65%	3
Distance Education	15.04%	17
Dunn Center	0.00%	0
Emergency Services Training Center	0.88%	1
Harnett Correctional Institution	0.00%	0
Harnett Health Sciences Center	2.65%	3
Harnett Main Campus	14.16%	16
Dr. Paul Howard and Dr. Barbara James Innovation Center	0.88%	1
Jordan Matthews High School	0.88%	1
Lee Main Campus	48.67%	55
Northwood High School	0.00%	0
Overhills High School	0.00%	0
SAGE Academy at the Chatham Center for Innovation	0.00%	0
Siler City Center	0.00%	0
Southern Lee High School	0.00%	0
Triton High School	0.00%	0
West Harnett Center	0.88%	1
TOTAL		113

Q6 Your experience with FACULTY and STAFF:

Answered: 100 Skipped: 14

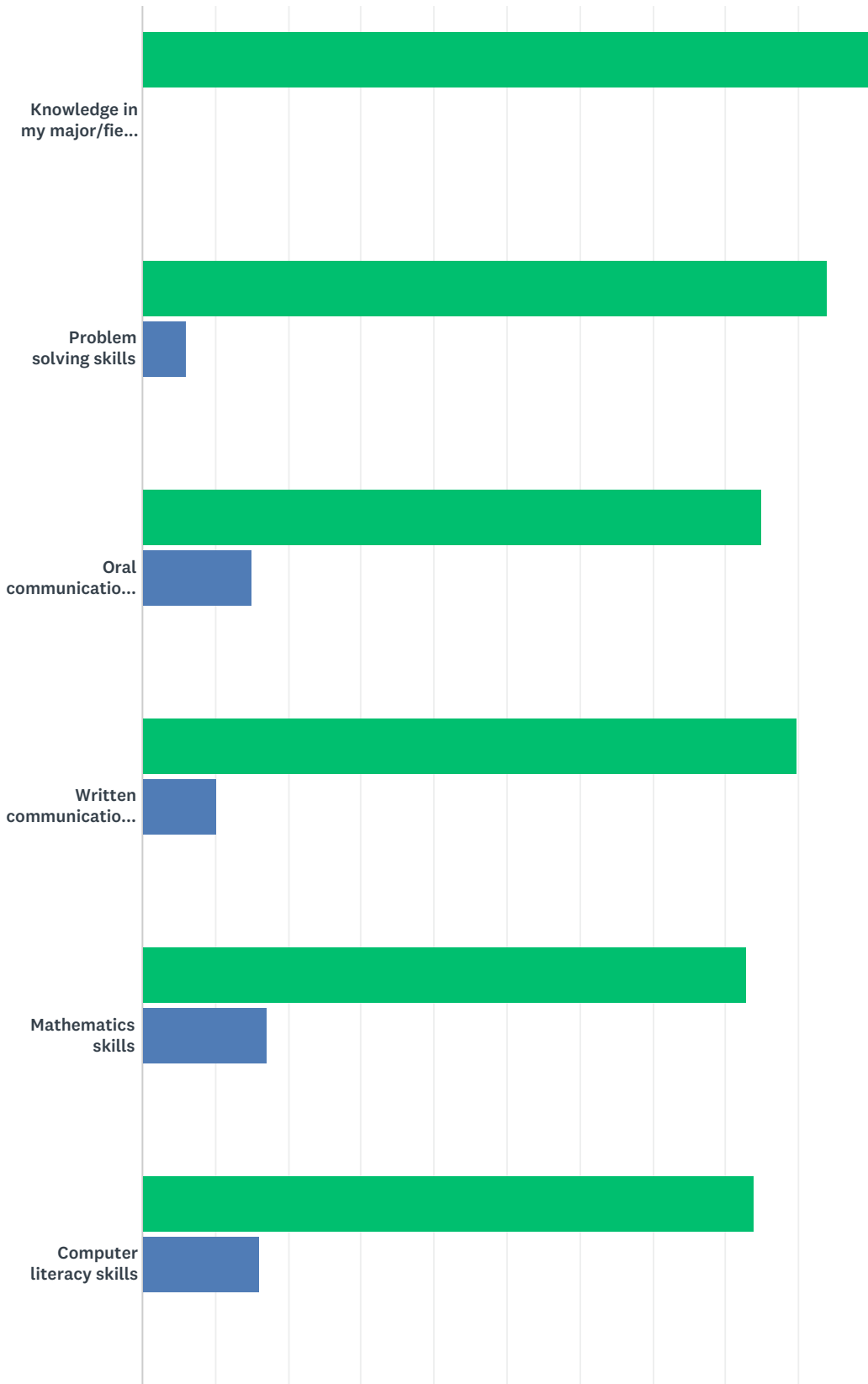


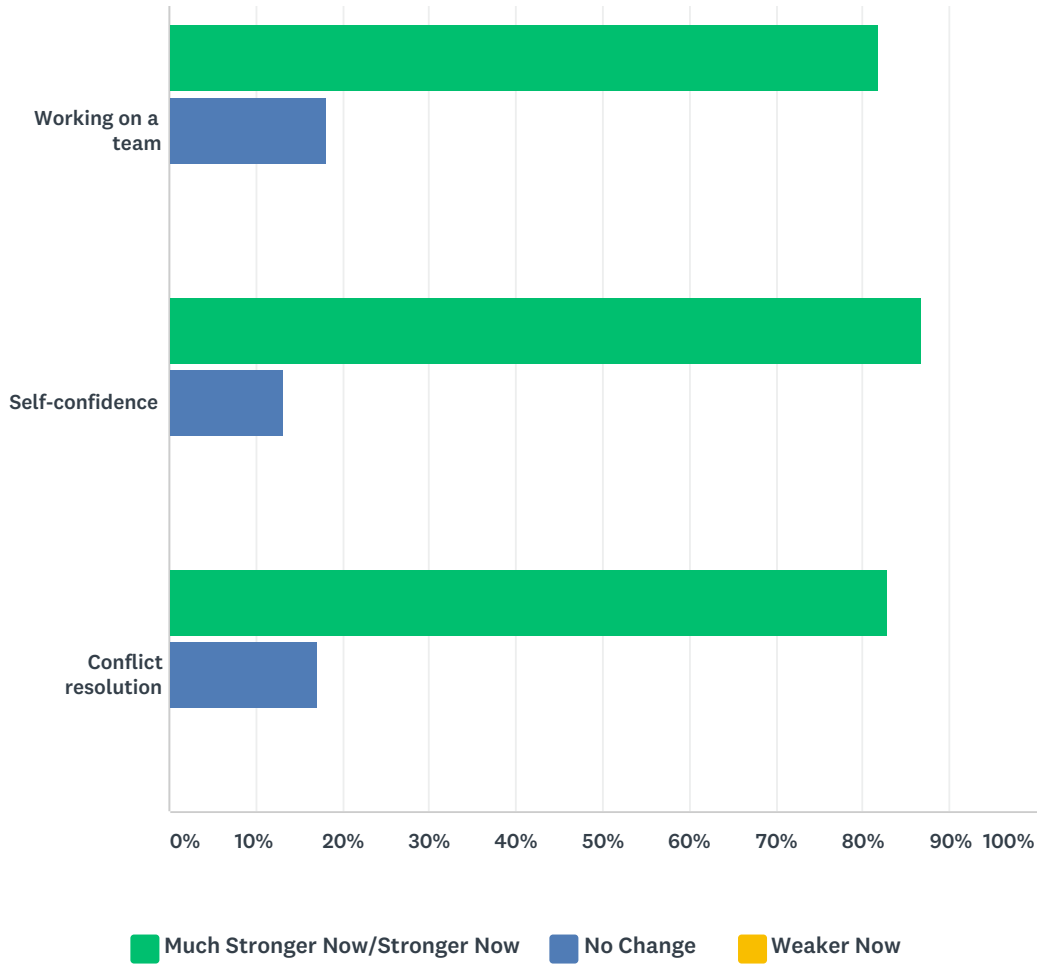


	ALWAYS OR USUALLY	SELDOM	NEVER	TOTAL
I felt welcome at Central Carolina Community College.	100.00% 99	0.00% 0	0.00% 0	99
My instructors seemed genuinely interested in their students.	100.00% 100	0.00% 0	0.00% 0	100
My instructors were available to help me outside the classroom.	96.88% 93	2.08% 2	1.04% 1	96
My instructors were responsive to my concerns.	95.00% 95	5.00% 5	0.00% 0	100
I received personal attention from faculty and staff.	92.63% 88	7.37% 7	0.00% 0	95
Faculty and staff showed sensitivity towards students facing unique challenges or special needs.	93.48% 86	5.43% 5	1.09% 1	92
Faculty and staff showed sensitivity towards minority students.	94.52% 69	4.11% 3	1.37% 1	73

Q7 YOUR LEARNING. Please indicate how your ability in each area has changed since you first entered CCCC:

Answered: 99 Skipped: 15

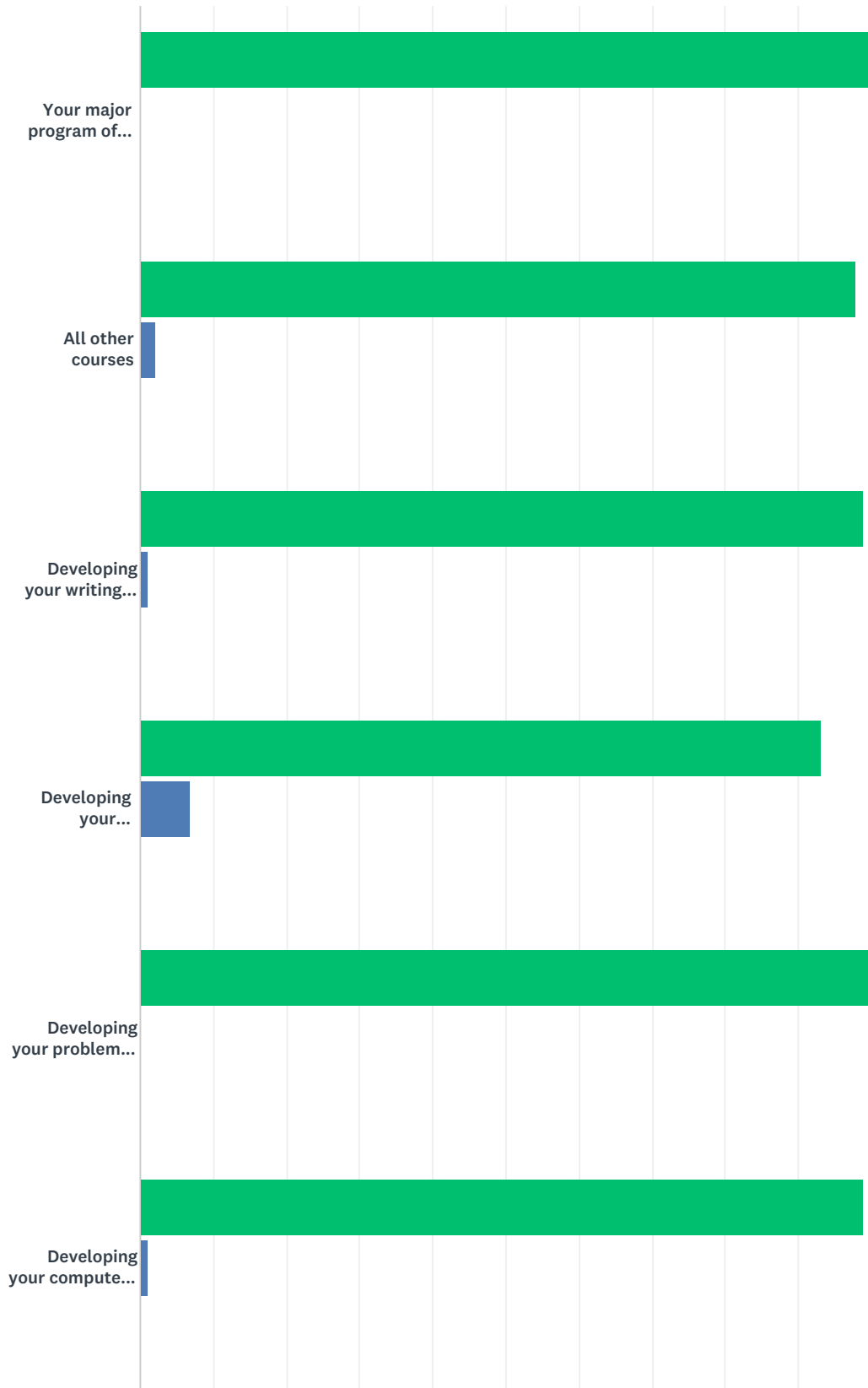


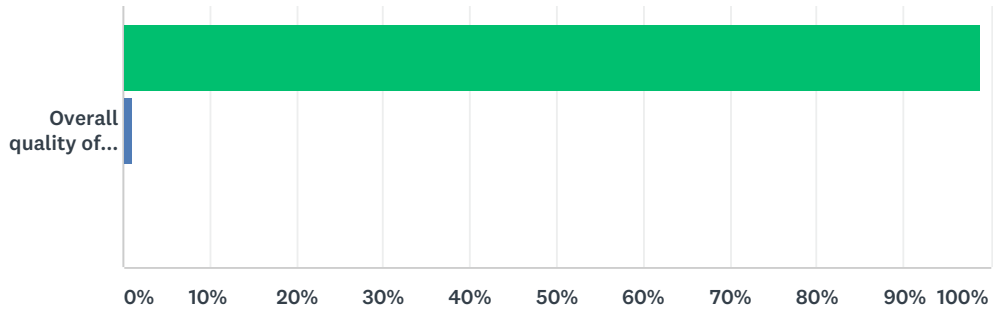


	MUCH STRONGER NOW/STRONGER NOW	NO CHANGE	WEAKER NOW	TOTAL
Knowledge in my major/field of study	100.00% 99	0.00% 0	0.00% 0	99
Problem solving skills	93.94% 93	6.06% 6	0.00% 0	99
Oral communication skills	84.85% 84	15.15% 15	0.00% 0	99
Written communication skills	89.80% 88	10.20% 10	0.00% 0	98
Mathematics skills	82.83% 82	17.17% 17	0.00% 0	99
Computer literacy skills	83.84% 83	16.16% 16	0.00% 0	99
Working on a team	81.82% 81	18.18% 18	0.00% 0	99
Self-confidence	86.87% 86	13.13% 13	0.00% 0	99
Conflict resolution	82.83% 82	17.17% 17	0.00% 0	99

Q8 COURSE INSTRUCTION. The extent to which you were satisfied with the quality of course instruction in:

Answered: 98 Skipped: 16



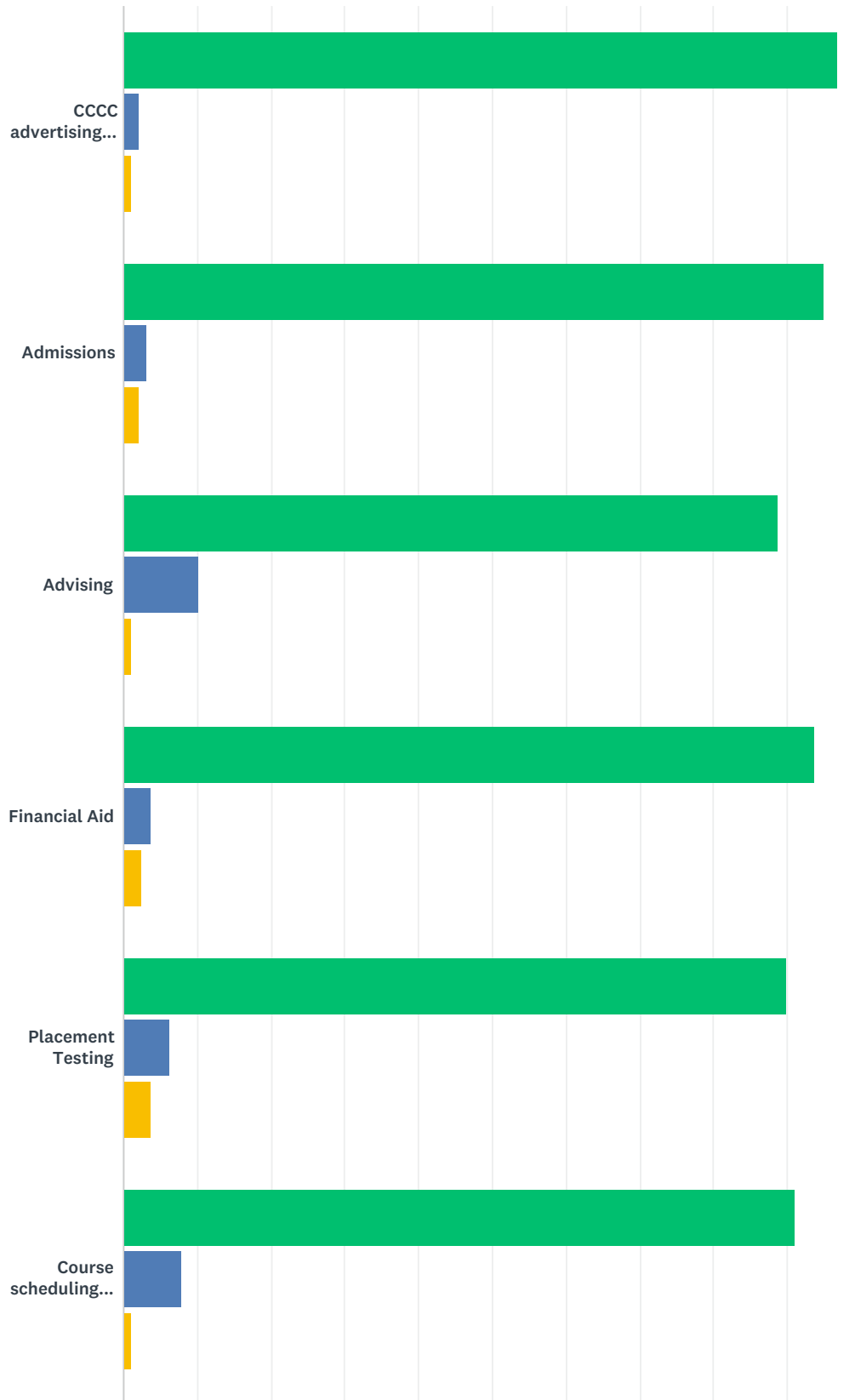


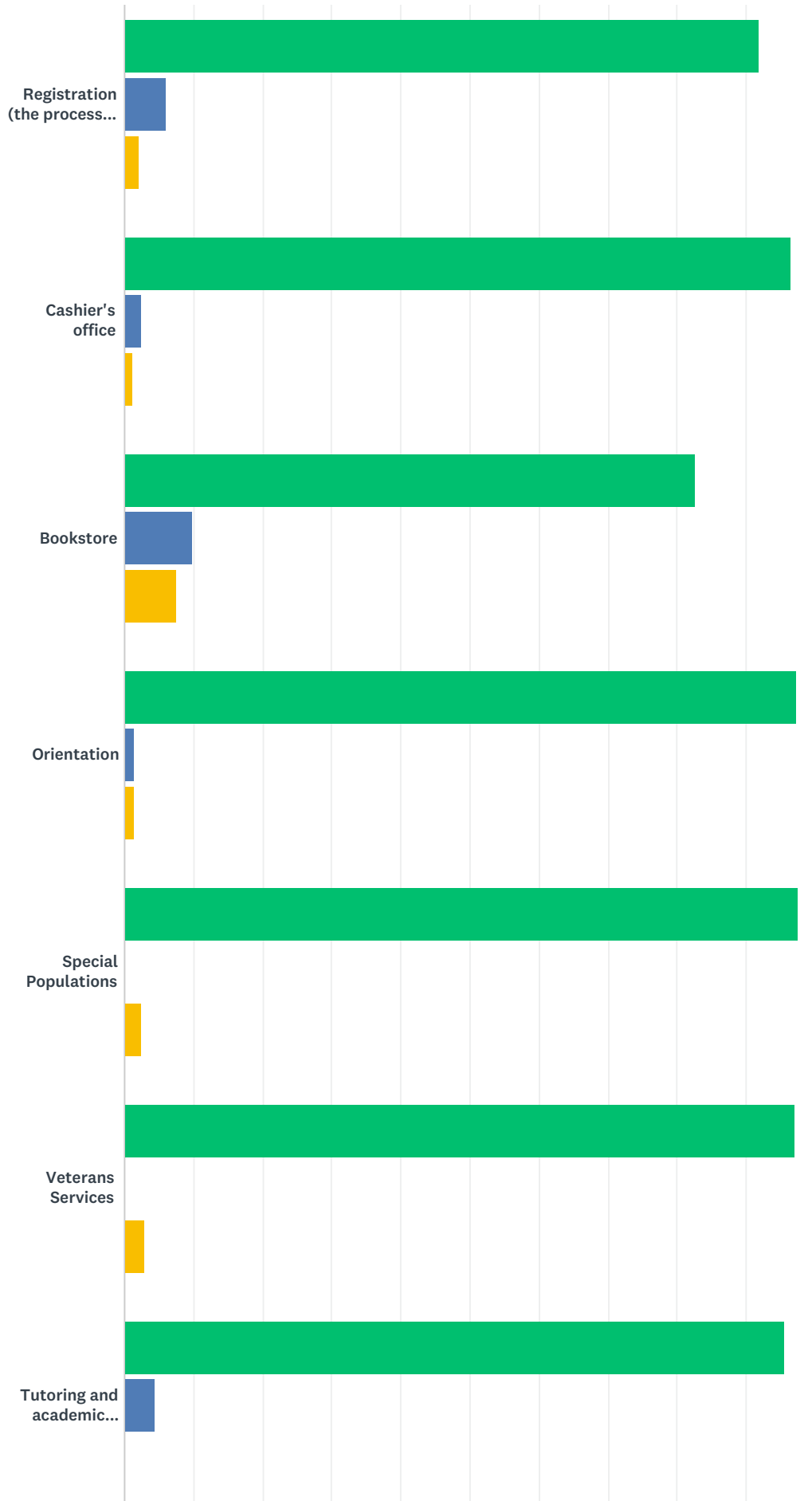
■ Very Satisfied or Satisfied
 ■ Dissatisfied
 ■ Very Dissatisfied

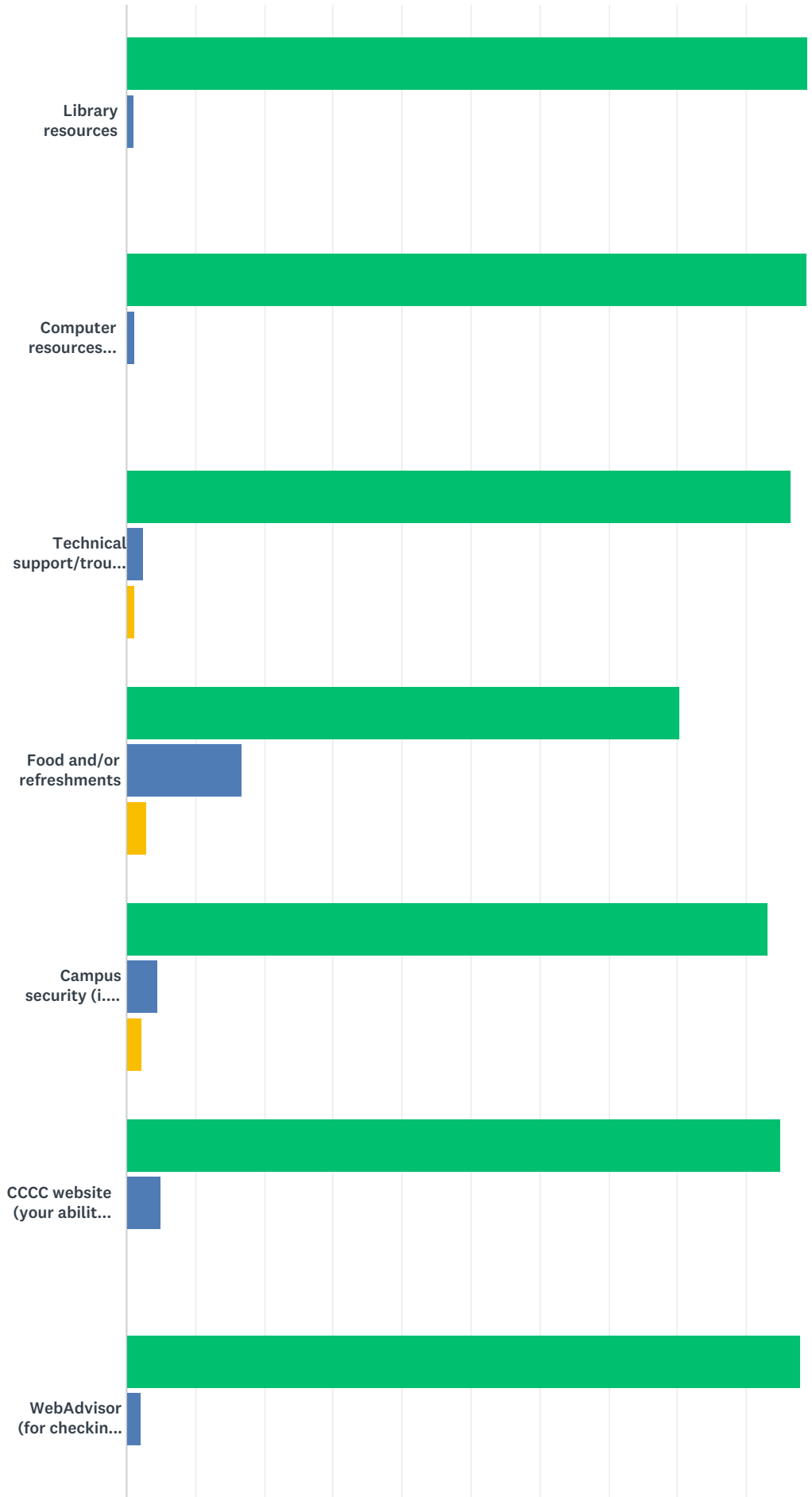
	VERY SATISFIED OR SATISFIED	DISSATISFIED	VERY DISSATISFIED	TOTAL
Your major program of study	100.00% 98	0.00% 0	0.00% 0	98
All other courses	97.87% 92	2.13% 2	0.00% 0	94
Developing your writing skills	98.90% 90	1.10% 1	0.00% 0	91
Developing your mathematics skills	93.02% 80	6.98% 6	0.00% 0	86
Developing your problem solving skills	100.00% 90	0.00% 0	0.00% 0	90
Developing your computer literacy skills	98.85% 86	1.15% 1	0.00% 0	87
Overall quality of instruction at CCCC	98.97% 96	1.03% 1	0.00% 0	97

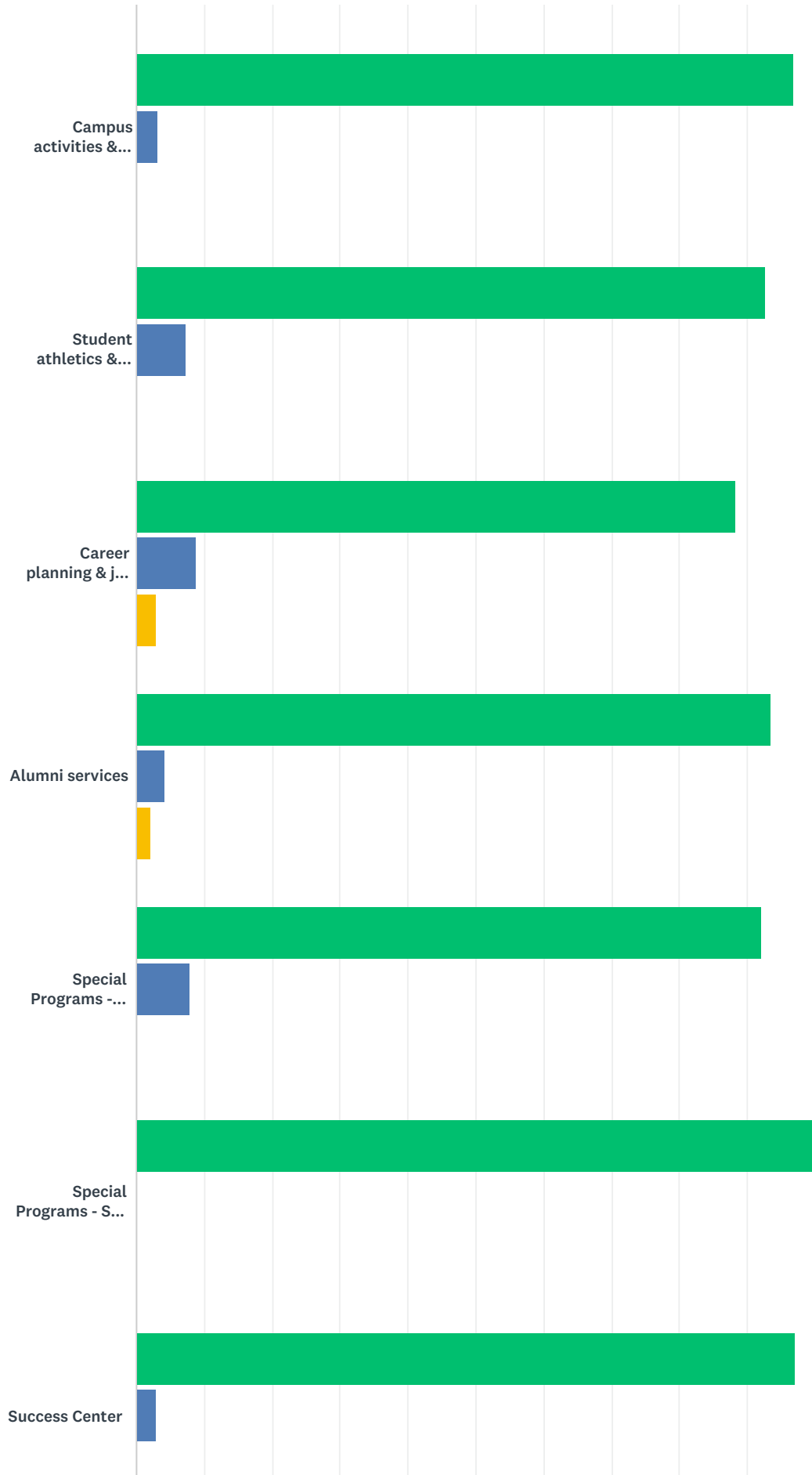
Q9 STUDENT SUPPORT SERVICES. The extent to which you were satisfied with the quality of:

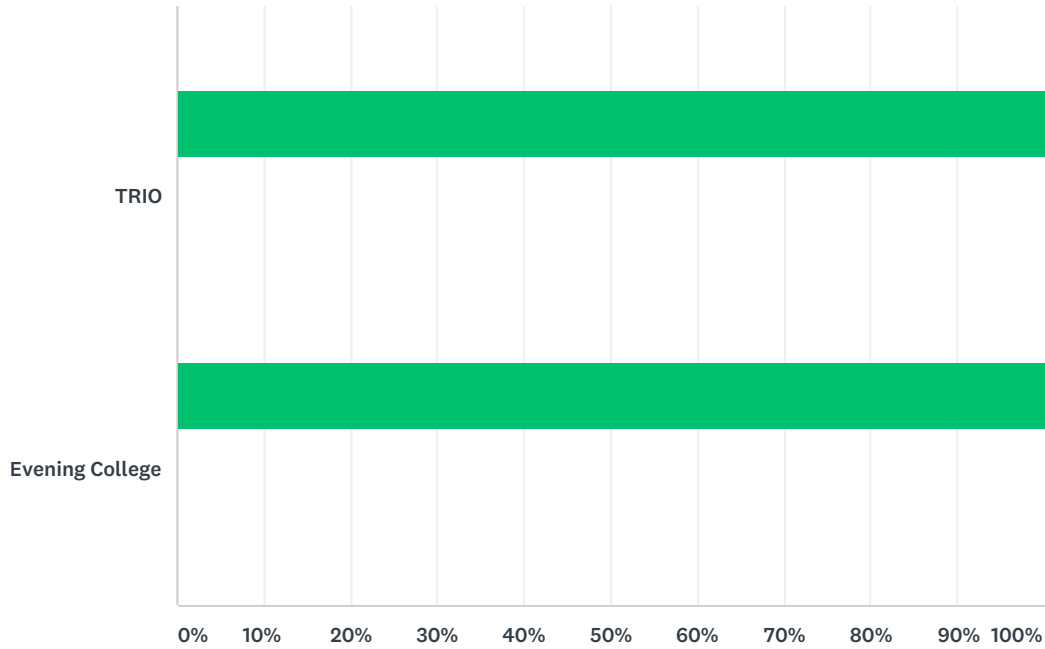
Answered: 101 Skipped: 13











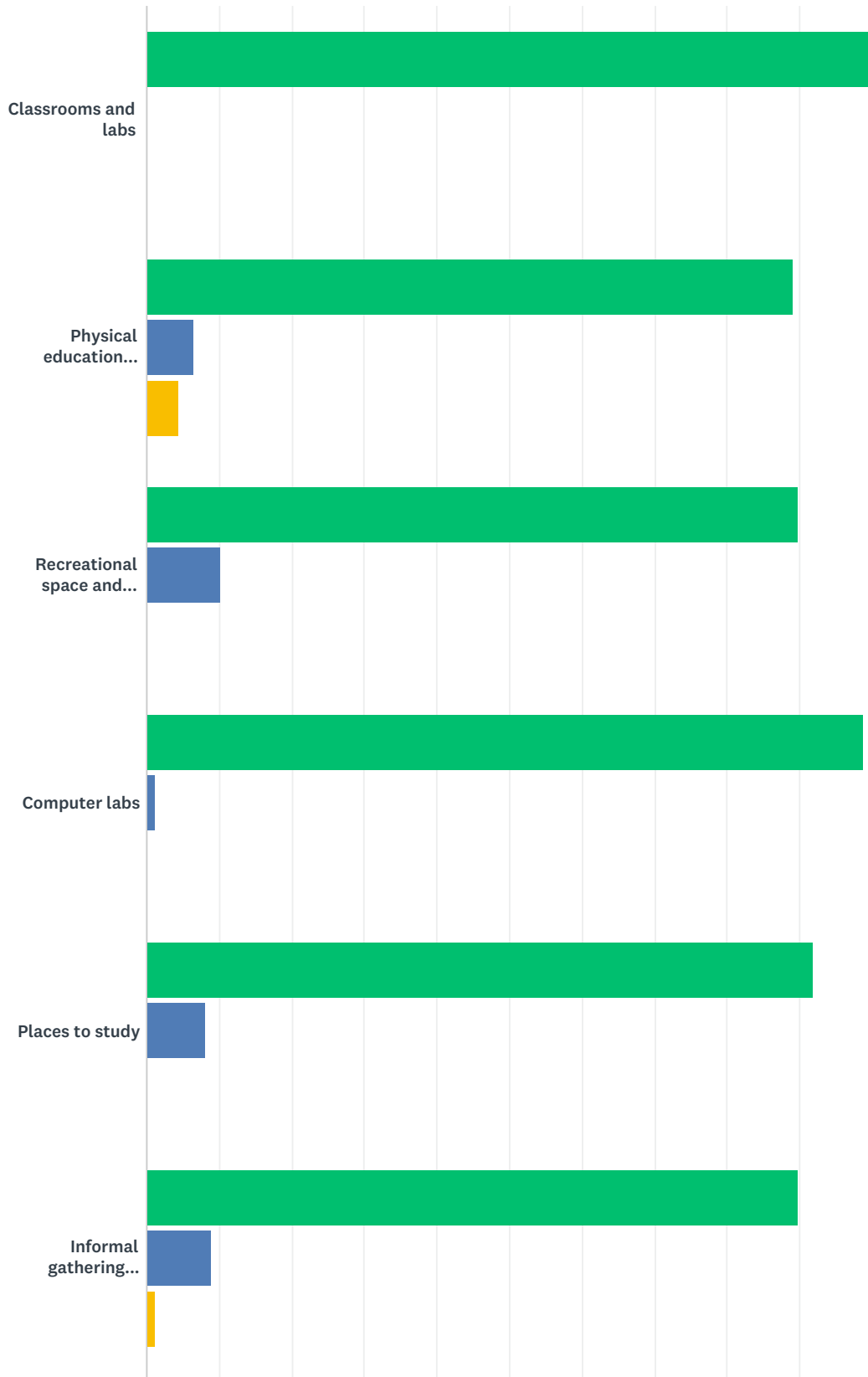
■ Very Satisfied or Satisfied
 ■ Dissatisfied
 ■ Very Dissatisfied

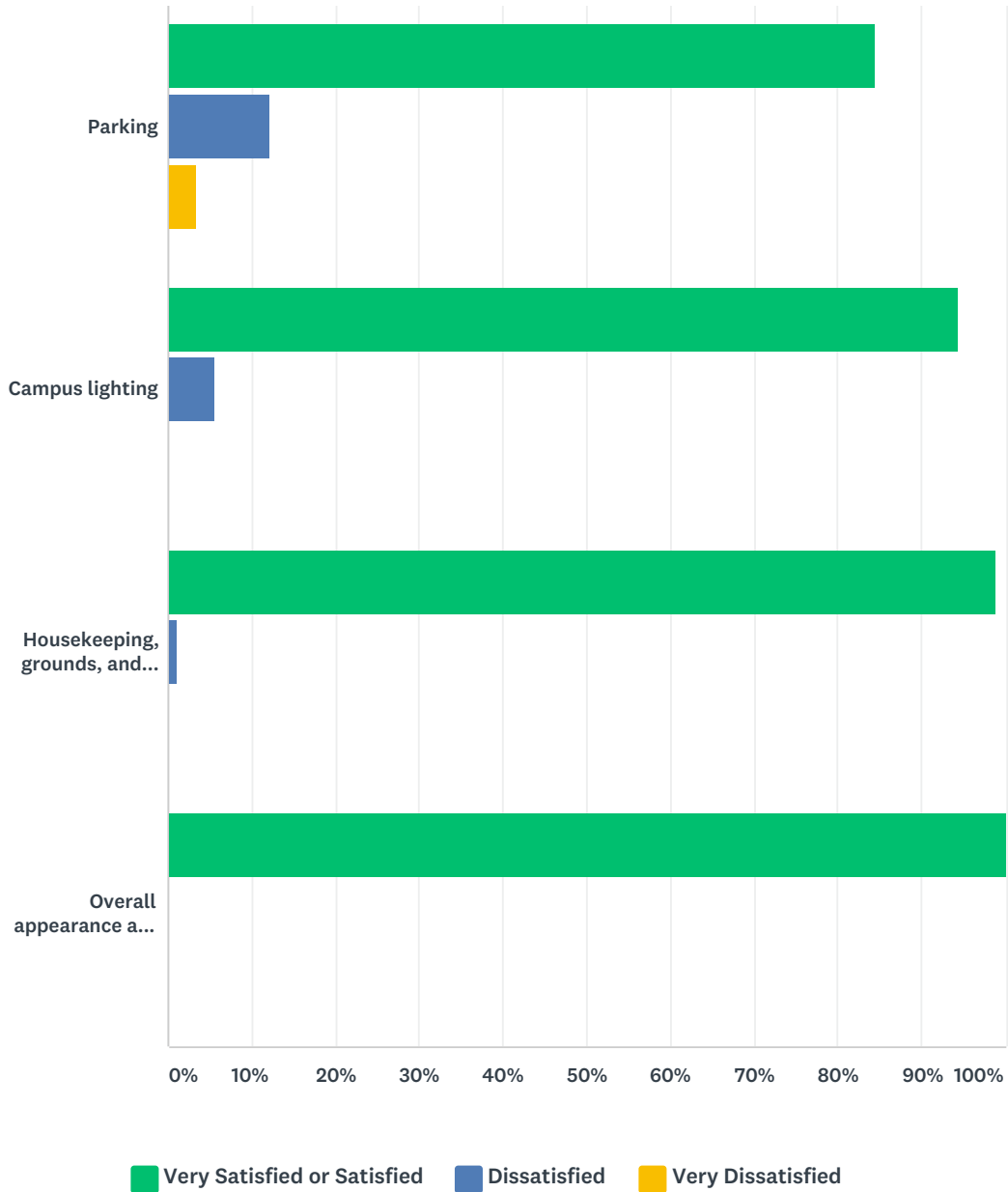
	VERY SATISFIED OR SATISFIED	DISSATISFIED	VERY DISSATISFIED	TOTAL
CCCC advertising reflecting a positive, professional and accurate image of the college	96.77% 90	2.15% 2	1.08% 1	93
Admissions	94.90% 93	3.06% 3	2.04% 2	98
Advising	88.66% 86	10.31% 10	1.03% 1	97
Financial Aid	93.83% 76	3.70% 3	2.47% 2	81
Placement Testing	89.87% 71	6.33% 5	3.80% 3	79
Course scheduling (availability of needed courses)	91.00% 91	8.00% 8	1.00% 1	100
Registration (the process of registering for courses)	91.84% 90	6.12% 6	2.04% 2	98
Cashier's office	96.34% 79	2.44% 2	1.22% 1	82
Bookstore	82.61% 76	9.78% 9	7.61% 7	92
Orientation	97.26% 71	1.37% 1	1.37% 1	73
Special Populations	97.44% 38	0.00% 0	2.56% 1	39
Veterans Services	97.06% 33	0.00% 0	2.94% 1	34
Tutoring and academic assistance	95.59% 65	4.41% 3	0.00% 0	68

Library resources	98.89% 89	1.11% 1	0.00% 0	90
Computer resources (access/availability)	98.80% 82	1.20% 1	0.00% 0	83
Technical support/troubleshooting (for Distance Ed., CougarMail, WebAdvisor, etc.)	96.39% 80	2.41% 2	1.20% 1	83
Food and/or refreshments	80.30% 53	16.67% 11	3.03% 2	66
Campus security (i.e. feeling safe on campus)	93.02% 80	4.65% 4	2.33% 2	86
CCCC website (your ability to find what you need there)	94.90% 93	5.10% 5	0.00% 0	98
WebAdvisor (for checking your progress and grades)	98.00% 98	2.00% 2	0.00% 0	100
Campus activities & your opportunity for involvement (e.g., clubs, events)	96.88% 62	3.13% 2	0.00% 0	64
Student athletics & your opportunity for involvement	92.68% 38	7.32% 3	0.00% 0	41
Career planning & job placement	88.24% 60	8.82% 6	2.94% 2	68
Alumni services	93.62% 44	4.26% 2	2.13% 1	47
Special Programs - Child Care	92.00% 23	8.00% 2	0.00% 0	25
Special Programs - Sex Equality	100.00% 31	0.00% 0	0.00% 0	31
Success Center	96.97% 64	3.03% 2	0.00% 0	66
TRIO	100.00% 28	0.00% 0	0.00% 0	28
Evening College	100.00% 54	0.00% 0	0.00% 0	54

Q10 PHYSICAL FACILITIES. The extent to which you were satisfied with the quality of:

Answered: 100 Skipped: 14



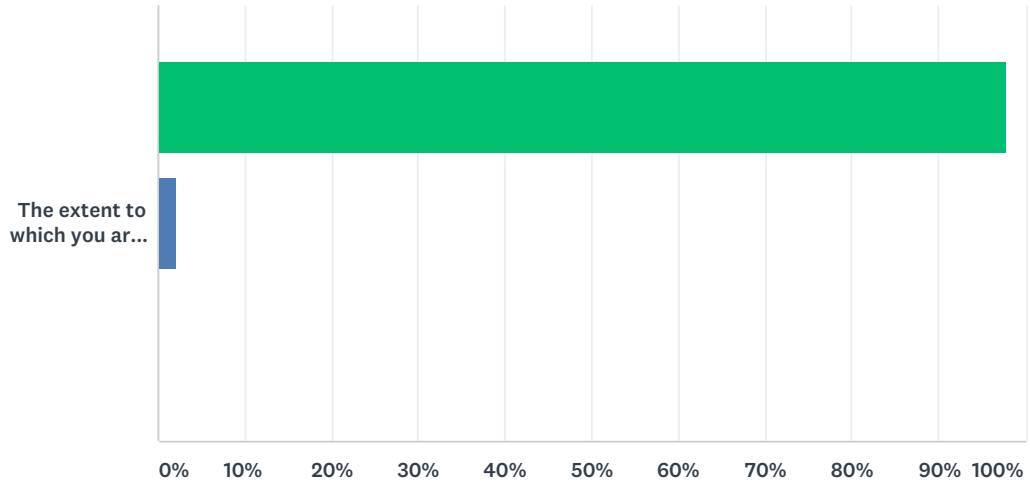


	VERY SATISFIED OR SATISFIED	DISSATISFIED	VERY DISSATISFIED	TOTAL
Classrooms and labs	100.00% 88	0.00% 0	0.00% 0	88
Physical education facilities	89.13% 41	6.52% 3	4.35% 2	46
Recreational space and facilities	89.66% 52	10.34% 6	0.00% 0	58
Computer labs	98.75% 79	1.25% 1	0.00% 0	80
Places to study	91.76% 78	8.24% 7	0.00% 0	85
Informal gathering spaces	89.74% 70	8.97% 7	1.28% 1	78
Parking	84.62% 77	12.09% 11	3.30% 3	91

Campus lighting	94.25% 82	5.75% 5	0.00% 0	87
Housekeeping, grounds, and maintenance	98.89% 89	1.11% 1	0.00% 0	90
Overall appearance and cleanliness of CCCC facilities	100.00% 90	0.00% 0	0.00% 0	90

Q11 OVERALL SATISFACTION

Answered: 99 Skipped: 15

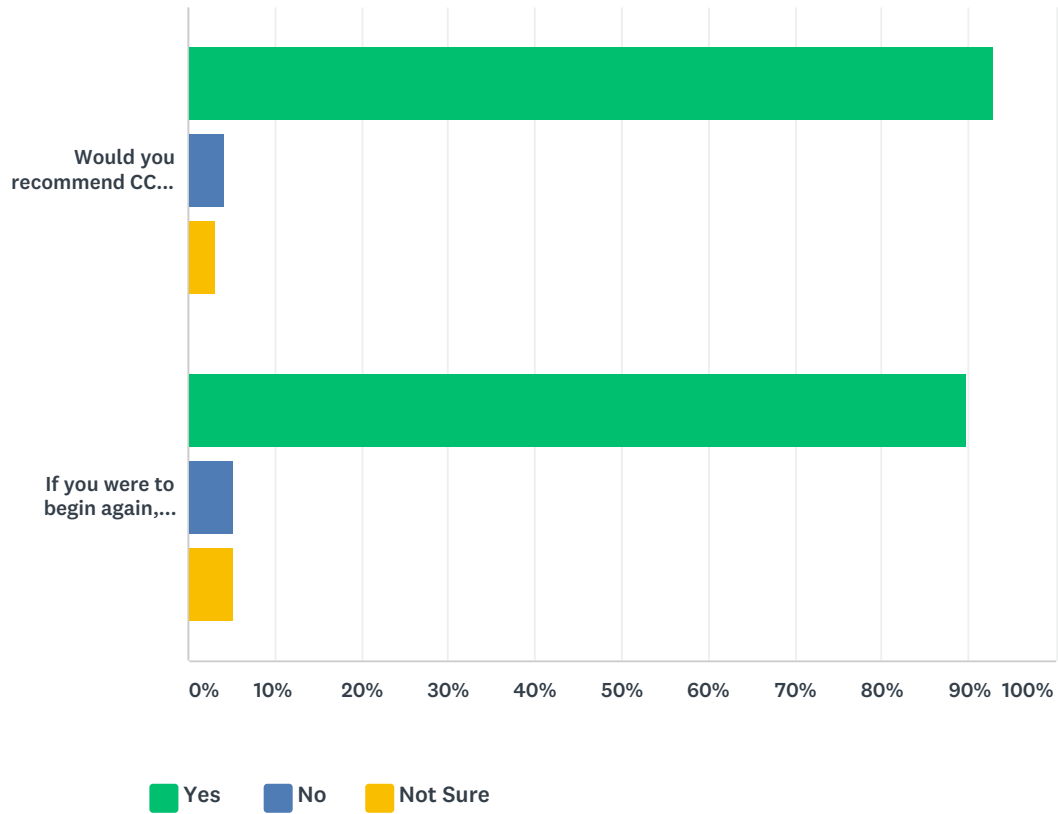


■ Very Satisfied or Satisfied
 ■ Dissatisfied
 ■ Very Dissatisfied

	VERY SATISFIED OR SATISFIED	DISSATISFIED	VERY DISSATISFIED	TOTAL
The extent to which you are satisfied with your overall CCCC experience	97.98% 97	2.02% 2	0.00% 0	99

Q12 YOUR OVERALL PERCEPTION of CCCC

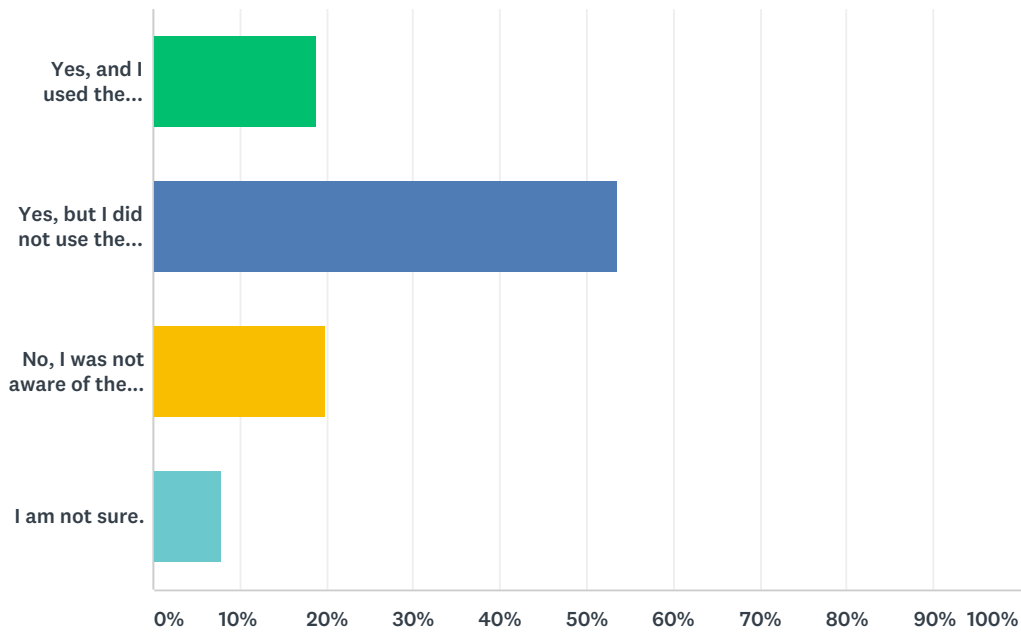
Answered: 100 Skipped: 14



	YES	NO	NOT SURE	TOTAL
Would you recommend CCCC to others?	92.78% 90	4.12% 4	3.09% 3	97
If you were to begin again, would you choose to attend CCCC?	89.69% 87	5.15% 5	5.15% 5	97

Q14 As a student, graduate or potential graduate, were you aware of the college's Career Services program?

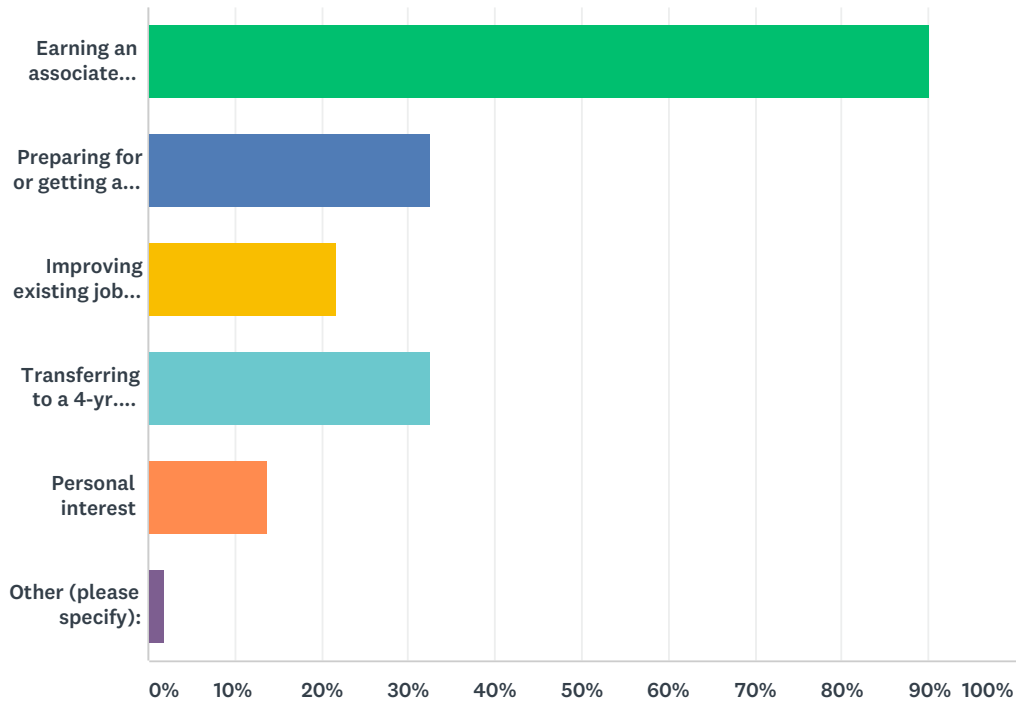
Answered: 101 Skipped: 13



ANSWER CHOICES	RESPONSES	
Yes, and I used the service.	18.81%	19
Yes, but I did not use the service.	53.47%	54
No, I was not aware of the service.	19.80%	20
I am not sure.	7.92%	8
TOTAL		101

Q15 What were your goals while attending CCCC?

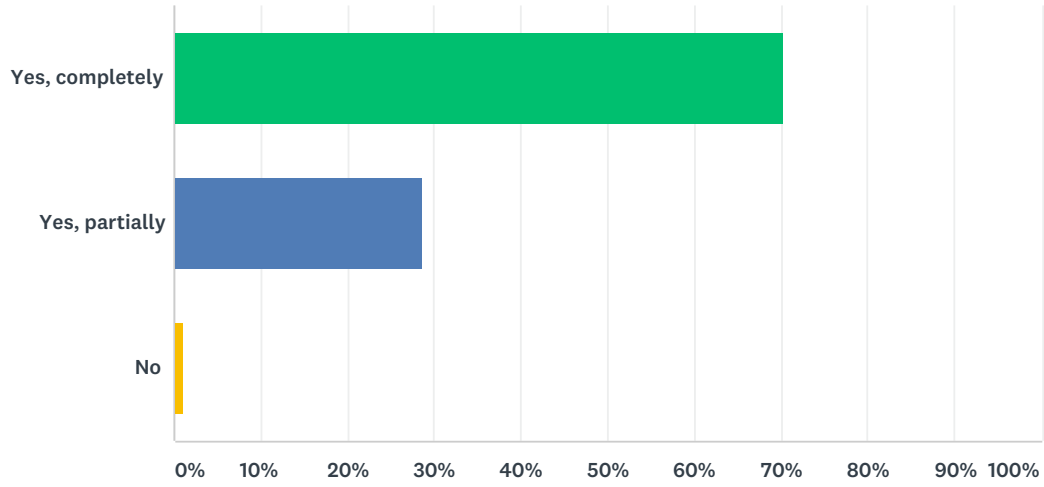
Answered: 101 Skipped: 13



ANSWER CHOICES	RESPONSES	
Earning an associate degree, a diploma, or a certificate	90.10%	91
Preparing for or getting a job	32.67%	33
Improving existing job skills	21.78%	22
Transferring to a 4-yr. college/university	32.67%	33
Personal interest	13.86%	14
Other (please specify):	1.98%	2
Total Respondents: 101		

Q16 Did you accomplish your goal(s) while attending CCCC?

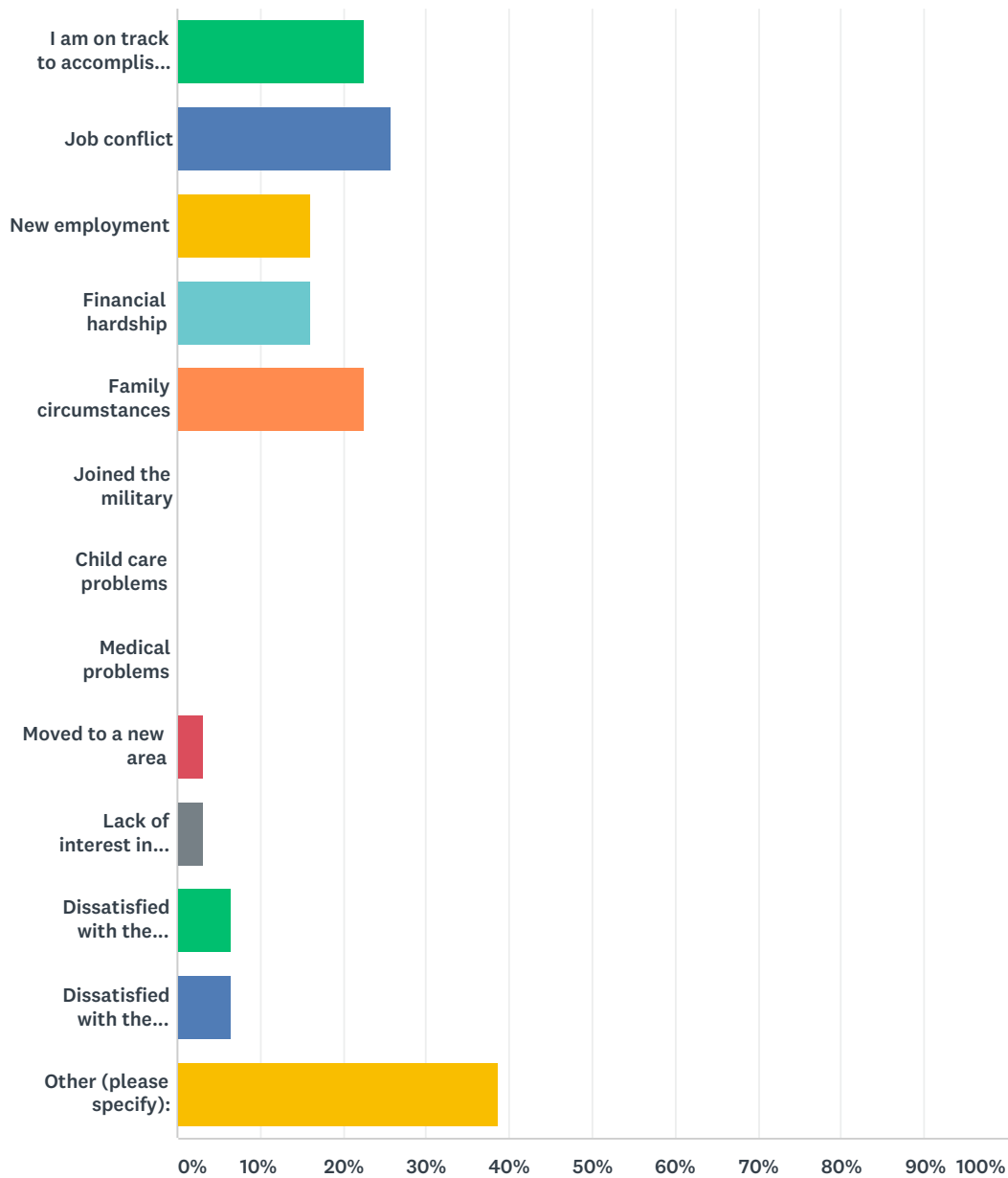
Answered: 101 Skipped: 13



ANSWER CHOICES	RESPONSES	
Yes, completely	70.30%	71
Yes, partially	28.71%	29
No	0.99%	1
TOTAL		101

Q17 Which of the following best describes why you have only partially accomplished or not accomplished your goals? (Check all that apply).

Answered: 31 Skipped: 83

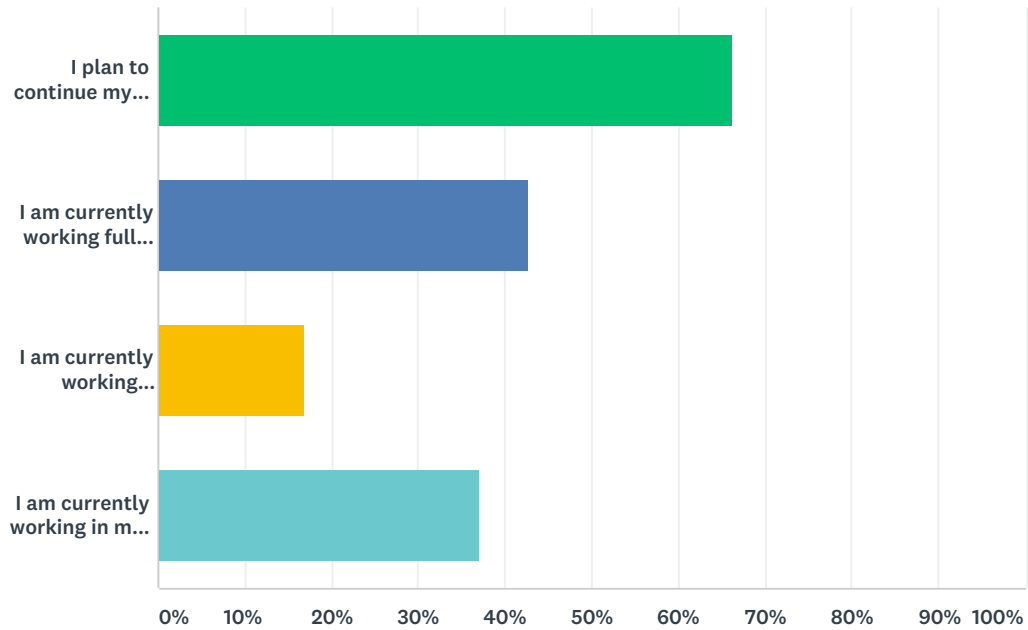


ANSWER CHOICES	RESPONSES	
I am on track to accomplish my goal(s) and plan to graduate on or before next semester.	22.58%	7
Job conflict	25.81%	8
New employment	16.13%	5
Financial hardship	16.13%	5
Family circumstances	22.58%	7

Joined the military	0.00%	0
Child care problems	0.00%	0
Medical problems	0.00%	0
Moved to a new area	3.23%	1
Lack of interest in pursuing course of study	3.23%	1
Dissatisfied with the services offered by the college	6.45%	2
Dissatisfied with the quality of instruction	6.45%	2
Other (please specify):	38.71%	12
Total Respondents: 31		

Q18 Please check all that apply:

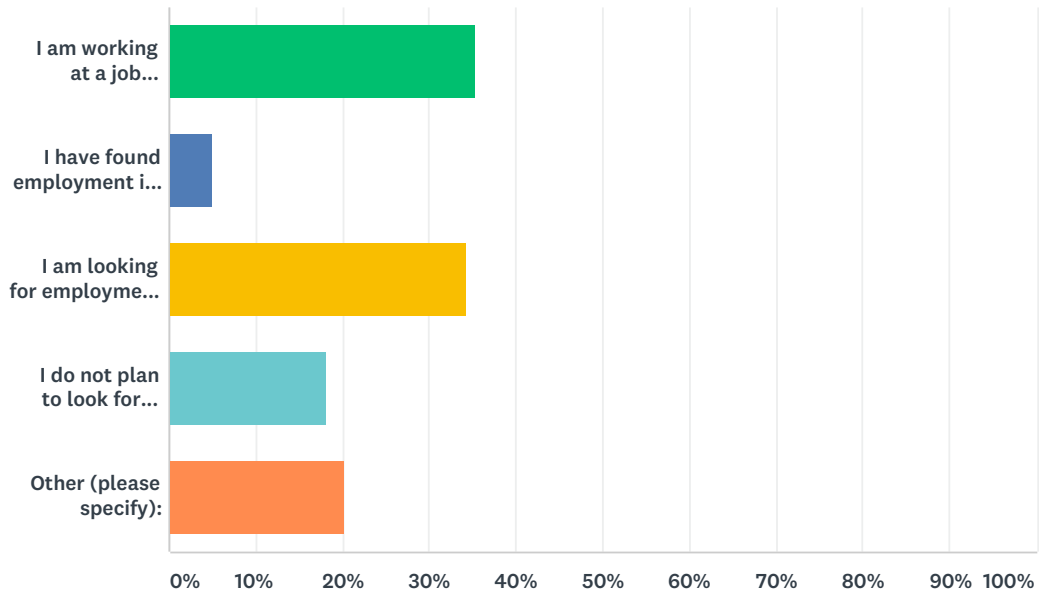
Answered: 89 Skipped: 25



ANSWER CHOICES	RESPONSES	
I plan to continue my education in the next year.	66.29%	59
I am currently working full time.	42.70%	38
I am currently working part-time.	16.85%	15
I am currently working in my field of study (major).	37.08%	33
Total Respondents: 89		

Q19 Please check all that apply:

Answered: 99 Skipped: 15



ANSWER CHOICES	RESPONSES	
I am working at a job related to my field of study (major).	35.35%	35
I have found employment in my field of study (major), but I have not started working in that position yet.	5.05%	5
I am looking for employment in my field of study (major).	34.34%	34
I do not plan to look for employment in my field of study (major) in the immediate future.	18.18%	18
Other (please specify):	20.20%	20
Total Respondents: 99		

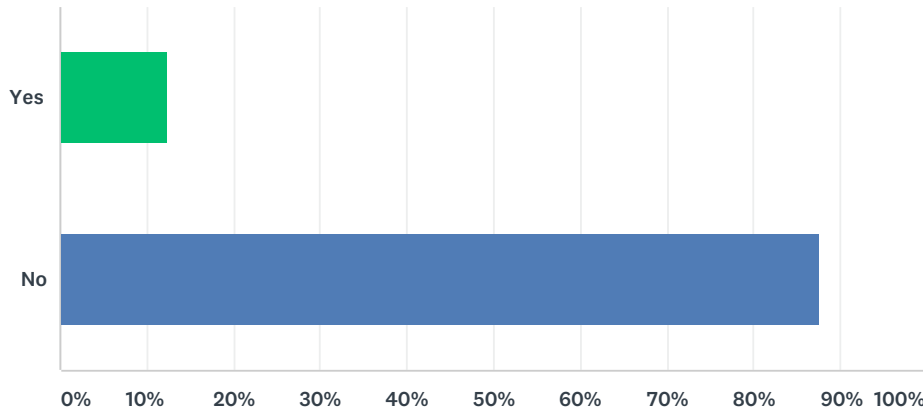
Q20 CCCC periodically interacts with employers to assure that our programs are up to date in teaching the skills and knowledge needed on-the-job. If you are currently employed in your field of study or have been assured a job in your field after graduation, please list the employer, location, your supervisor's name, and your supervisor's email address. (Your name and any identifying information will remain confidential in our correspondence with employers).

Answered: 18 Skipped: 96

ANSWER CHOICES	RESPONSES	
Name:	0.00%	0
Employer:	100.00%	18
Location:	100.00%	18
Supervisor's name:	77.78%	14
Supervisor's email:	66.67%	12
State:	0.00%	0
ZIP:	0.00%	0
Country:	0.00%	0
Email Address:	0.00%	0
Phone Number:	0.00%	0

Q21 Would you like an administrator to contact you to follow up on any concerns you expressed in this survey?

Answered: 98 Skipped: 16



ANSWER CHOICES	RESPONSES	
Yes	12.24%	12
No	87.76%	86
TOTAL		98