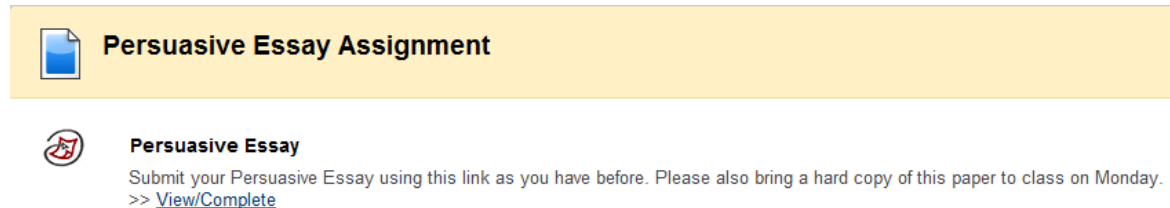


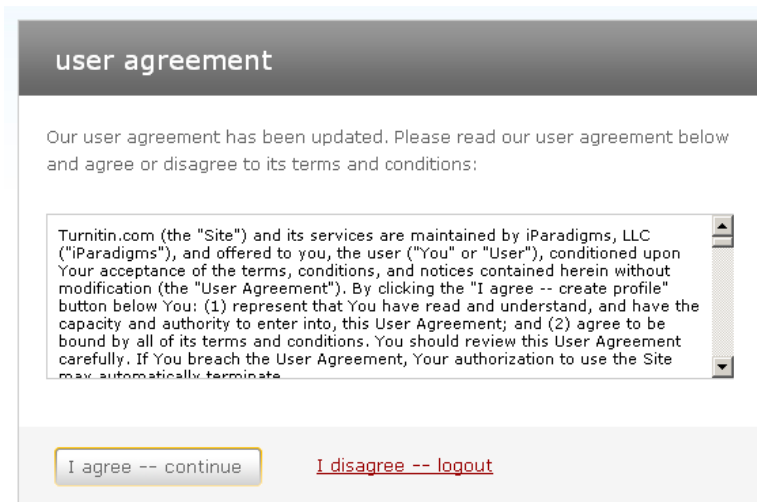
Student Tutorial for Submitting a Turnitin Assignment Within Blackboard

1. Login to Blackboard using your login and password as you normally would.
2. Navigate to the place in your course site where a Turnitin Assignment is posted with a "View/Complete" link as shown in the example below:



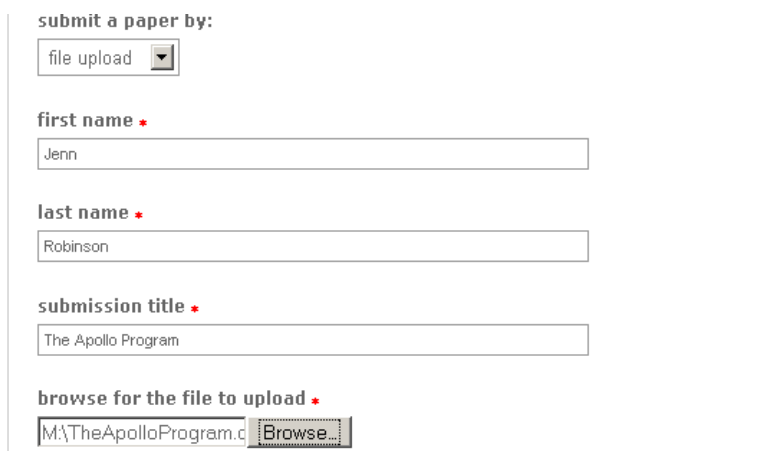
The screenshot shows a yellow header bar with a document icon and the text "Persuasive Essay Assignment". Below this is a section with a red icon and the text "Persuasive Essay". The text reads: "Submit your Persuasive Essay using this link as you have before. Please also bring a hard copy of this paper to class on Monday. >> [View/Complete](#)".

Please note the first time use Turnitin you may be asked to read and accept the Turnitin user agreement. You have to accept the user agreement in order to submit your paper.



The screenshot shows a "user agreement" dialog box. The text inside reads: "Our user agreement has been updated. Please read our user agreement below and agree or disagree to its terms and conditions: [text area with agreement terms]". At the bottom, there are two buttons: "I agree -- continue" and "I disagree -- logout".

3. You will be taken to the Turnitin area where you will upload your file (though you also have the option of selecting the copy and paste option from the drop down menu). Your first and last name should already be entered for you. However you will need to provide the submission title. You will then click **Browse** and locate your file. Select your document and click **Submit**.



The screenshot shows the Turnitin submission form. It has a dropdown menu for "submit a paper by:" with "file upload" selected. Below are text input fields for "first name" (Jenn), "last name" (Robinson), and "submission title" (The Apollo Program). At the bottom, there is a "browse for the file to upload" section with a text input field containing "M:\TheApolloProgram.c" and a "Browse..." button.

Please note that Turnitin only accepts MS Word, WordPerfect, PostScript, PDF, HTML, RTF and plain text file formats. The file size limit is also 20 MB.

4. A preview of your paper will be shown. When you are ready to turn in your paper you can do so by hitting the Submit Paper button. A conformation message will appear as show below.

submit paper: Step 2 of 2

Preview

The Apollo Program

The Apollo program was a human spaceflight program undertaken by NASA during the years 1961 - 1975 with the goal of conducting manned moon landing missions. US President John F. Kennedy announced this goal in 1961, and it was accomplished on July 20, 1969 by Neil Armstrong, and Buzz Aldrin, with Michael Collins in Moon orbit during the Apollo 11 mission. Five other Apollo missions also landed astronauts on the Moon, the last one in 1972. These six Apollo spaceflights are the only times humans have landed on another celestial body.[1] The Apollo program, specifically the lunar landings, is often cited as the greatest achievement in human history.[2][3]

[cancel, go back](#)



You have **successfully submitted** this paper. Below is a copy of your Turnitin Digital Receipt.