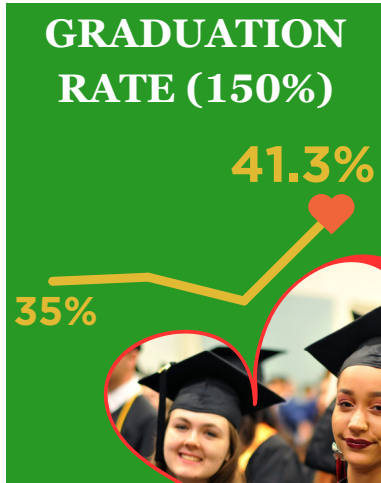
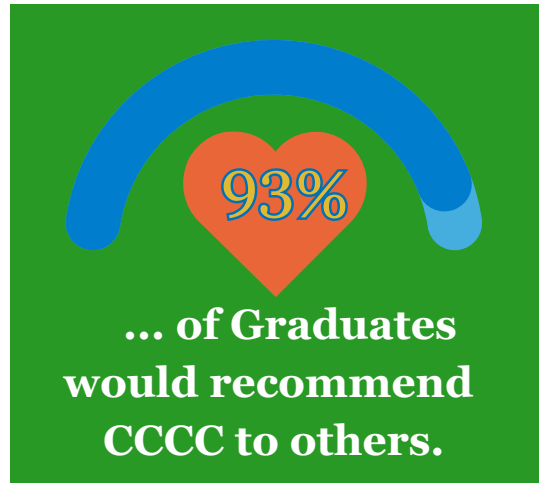
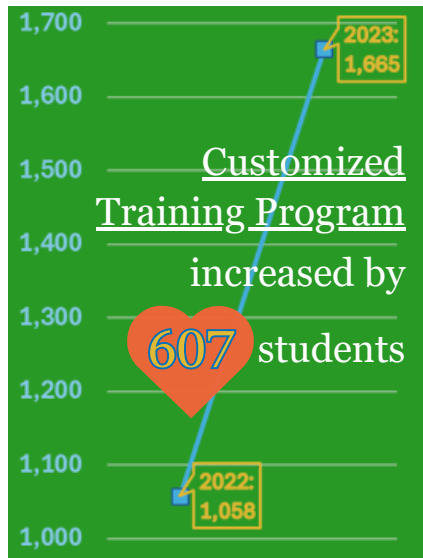
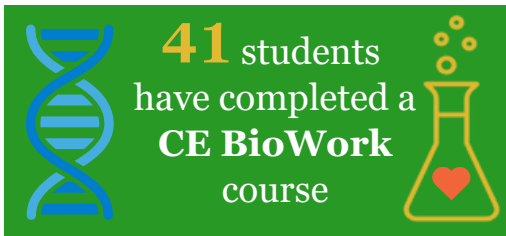
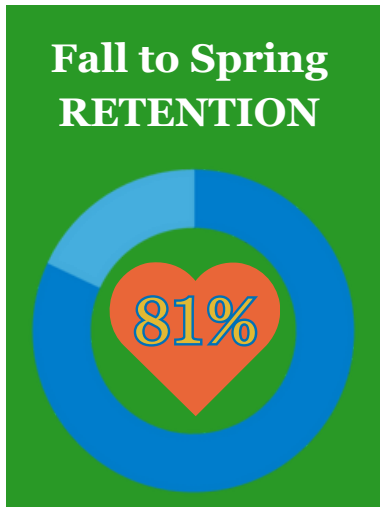
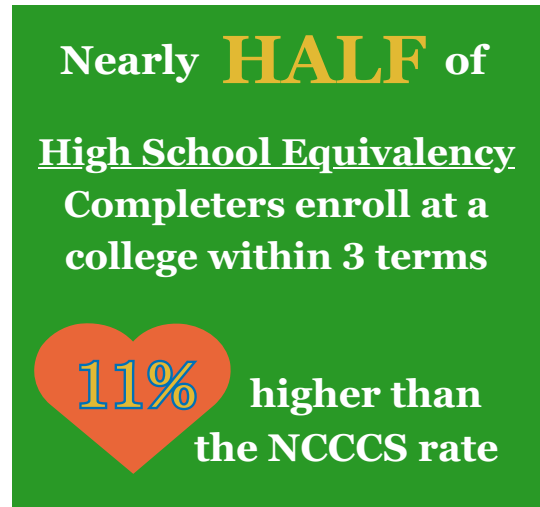
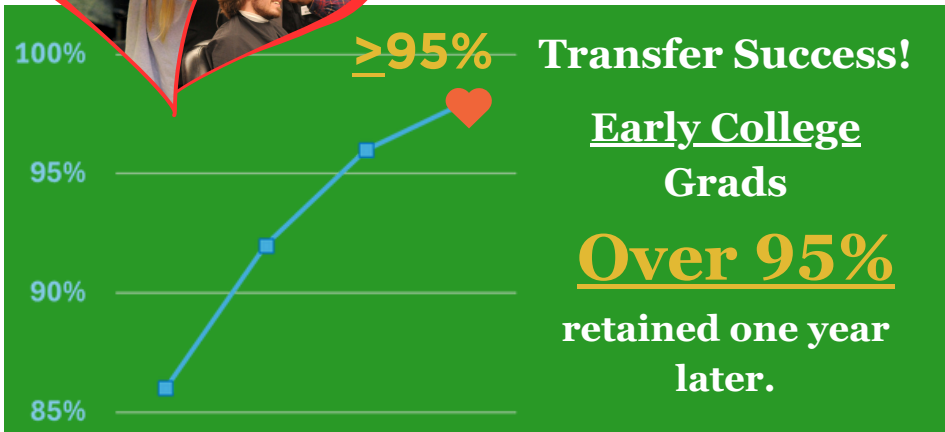


DATA WE'RE LOVING

“So many positive things came from my time here. I met a lot of amazing people and learned so much from my classes.”

- 2023 CCCC Graduate



Sources:

2023-2024 IPEDS GRADUATION RATE SURVEY

2023 Continuing Education Data

- **CE BioWork, Commercial Trucking, Customized Training**

2023 GRADUATE REFLECTION SURVEY

CCCC DATA DASHBOARDS - Fall 2023 to Spring 2024 RETENTION

NCCCS DATA DASHBOARDS:

- **Cohort Exit Year 20-21: College Transfer Performance (PM7) - Dual Enrollment Pathway; Student Exit Type - Associate Degree Recipient (Retained defined as enrolled in or completed a BA one year later.)**
- **HSE Completion Year 20-21: High School Equivalency Subsequent Postsecondary Enrollment Rate (The percentage of individuals who completed a high school equivalency (HSE) who are enrolled in continuing education or curriculum course work at a postsecondary institution within three terms after HSE completion.)**

